



EAST COAST YACHT SALES



Leopard 58' Catamaran – RABBLE ROUSER

Make:	Leopard	Boat Name:	RABBLE ROUSER
Model:	58' Catamaran	Hull Material:	Fiberglass
Length:	58 ft	Draft:	5 ft 7 in
Price:	\$ 1,550,000	Builder:	Robertson & Caine
Year:	2014	Designer:	Simonis Voogd
Location:	Ft. Lauderdale, FL, United States		

RABBLE ROUSER

RABBLE ROUSER is an exceptional Owner's version of the Leopard 58 with 4 cabin layout. Built and launched as a Leopard 58 but that's where it starts and ends. In the hands of her current and original owner she was transformed into one of the most customized, highly detailed, well equipped and unique Leopard 58's in existence. From her Carbon fiber roller furling boom to make sailing easy, to the custom cabinetry to enhance the already generous storage space, and a custom electrical system, where there was an opportunity to improve or make better, it was done. With low hours on both her engines and generators, this boat has

seen very light use. You owe it to yourself to at least get onboard and see if [RABBLE ROUSER](#) is the boat for you.

An Addendum section captures many of the changes and the thought process behind them.

Measurements

Cruising Speed:	9.5 kn	Displacement:	61730
Cruising Speed RPM:	2200		lb
LOA:	57 ft 7 in	Fuel Tanks #:	4
LWL:	54 ft 2 in	Fuel Tanks Capacity:	394
Beam:	27 ft 9 in		gal
Max Bridge Clearance:	90 ft 3 in	Fresh Water Tanks #:	2
Max Draft:	5 ft 7 in	Fresh Water Tanks Capacity:	600
Total:	2010 ft ²		gal
Mainsail:	1387 ft ²	Holding Tanks #:	2
Headsail:	624 ft ²	Holding Tank Capacity:	68 gal
		Number of Heads:	4

Propulsion

Engine #1

Engine Make:	Yanmar	Hours:	325
Engine Model:	4JH4-HTE	Power:	100 hp
Primary Engines:	Inboard	Propeller Type:	4 Blade
Drive Type:	V Drive	Rope Cutter:	Yes
Location:	Port		

Engine #2

Engine Make:	Yanmar	Hours:	325
Engine Model:	4JH4-HTE	Power:	100 hp
Primary Engines:	Inboard	Propeller Type:	4 Blade
Drive Type:	V Drive		
Location:	Starboard		

Accommodations

This Extended Bridge deck version of the Leopard 58 provides living space found only in much larger yachts, more typically motor yachts. The open main deck offers continuous indoor and outdoor living space from the foredeck and forward cockpit to the aft deck and swim platform and up the stairs to an extraordinarily large bridge on a 58' yacht. All with a 360° view of your surroundings.

All areas, inside and out, are thoughtfully well laid out for gatherings with an aft deck enhanced by the custom bench seat and table seating 6 to 8. It's "where do I go to enjoy myself today". With 72,000 btu's of reverse cycle air-conditioning or heat, the boat is always comfortable. Opening the front cockpit door and slider to the aft deck provides great natural ventilation.

Below decks are 4 staterooms, 3 Guest and one Owner's, accommodations for 8, each with their own ensuite head and shower. Interior joinery is Cherry w/solid wood trim and pleated blinds in all spaces for privacy or sunlight avoidance as well roller blinds on the aft deck entry doors.

Main Saloon

Large and spacious describes the Main Saloon and 4 unique areas – Nav Station, Forward lounge area, Aft Dining and seating area and Galley.

Forward to port is the **Nav Station**, fully fitted with electronics, engine controls, and autopilot allowing it to be used as a **Lower Helm**. Outboard locker houses the entertainment equipment.

Forward to starboard is very comfortable forward facing L shaped settee opening to the TV on a powered lift. Inboard of the TV is the door to the forward cockpit with overhang.

Aft to starboard is a more than generous U shaped settee, capable of seating 8 to 10, around a Hi/Lo table with folding leaves that can be lowered to coffee table height. Padded backrests were added to the inboard seats, front and back, for both comfort and safety.

Opposite to port is a very generous and well outfitted **Galley**.

Double sliding door opens to the aft deck and with 4 opening ports forward, 4 overhead hatches with screens & shades, and the forward cockpit door there natural ventilation is plentiful. There is extensive storage behind and beneath the settees and saloon floor. Additional cabinetry was added over the starboard stairs and inboard of the forward L settee. The bar was customized removing the Washer/Dryer normally located there, relocated to the starboard passageway. 2 Vetus Magnus hatches under the stairway to the accommodations enable you to see the water passing beneath the boat.

Galley

The U-shaped galley, located aft to port, opens aft and inboard, is large and generous. Counters are dual level providing extra space for working and serving. Custom built

overhead cabinets were added to increase the already abundant storage. Original refrigerator/freezer was replaced by a high quality full sized Liebherr refrigerator only.

- Smeg 5 burner propane cooktop
- Smeg Propane oven – never used
- GE Profile Microwave Convection Oven
- Double Stainless sink
- Upgraded faucet
- Garbage bin w/top & side access
- 2 10 lb. propane aluminum bottles dedicated to oven & cooktop
- Liebherr Full Size Refrigerator – replaced original
- Vitrifrigo drawer freezer - port passageway

Owner & Guest Staterooms

4 staterooms, 2 each port and starboard, accessed by stairways from the main saloon into each side's passageway. The Vitrifrigo freezer drawer is in the port passageway and a Splendide 2100XC washer/dryer combo is in the starboard passageway with laundry shelves and storage adjacent.

Port forward:

- Double berth on centerline w/2 drawers beneath
- Shelves inboard and outboard
- Double door hanging locker w/storage shelf beneath
- Shelves outboard at foot of berth
- Shelves, inboard, for books, clothes and other items
- 2 fixed windows w/opening port in forward window
- Ensuite head w/stall shower

Port aft:

- Twin single berths
- Night stand with drawers between
- Double door access to hanging locker w/shelf storage
- Double door storage locker beneath
- 2 fixed windows w/opening port in aft window
- Bookshelf on aft bulkhead

Starboard forward:

- Double berth on centerline w/2 drawers beneath
- Shelves inboard and outboard
- Double door hanging locker w/shelves adjacent
- Shelves outboard at foot of berth
- Shelves, inboard, for books, clothes and other items
- Shelves aft outboard
- 2 fixed windows w/opening port in forward window
- Ensuite head w/stall shower

Starboard aft – Owner's

- Double berth, 60" x 80", centerline w/2 drawers beneath
- Nightstands on either side
- Double hanging locker
- Locker with shelves
- Drawers beneath berth
- Shelves inboard

All cabins:

- Fans – owner installed
- Pleated shades
- Overhead hatches w/screen & shade
- 2 Fixed hull ports
- Opening hull port
- Full length mirrors
- Custom made mattresses
- Custom 100% Egyptian cotton fitted sheets, 2 sets each berth

All Heads & Showers:

- Toilets are fresh and/or salt
- Custom medicine cabinets - larger capacity
- Custom fabricated Teak grates for head and shower
- Overhead hatches w/screen & shade

- Opening ports all showers

Aft Deck

A custom designed and built bench seat with Teak table and 6 teak chairs, seating 6 to 8, is the centerpiece. Storage beneath the seat can handle dive tanks standing up and additional storage is forward in the deck. To port and starboard are hatches to the large engine spaces. Swim steps, also port and starboard let you access the water as well as the hydraulic TNT swim platform which doubles as a dinghy lift. Forward to port are stairs to the flybridge, accommodating the 2 10 lb. aluminum propane bottles dedicated to the Galley and recently replaced, 10/18, Vitrifrigo refrigerator and Isotherm icemaker. Overhead lighting was upgraded to combination white/red for night vision.

Flybridge

Large, generous, multipurpose area with 360° panoramic view, covered by a fiberglass hardtop with fixed windows to see the sails. All handling of the boat under sail or power takes place here.

Starboard forward is the helm with full instrumentation for Nav and engine control, Navtec Vang panel and a leather covered wheel. The helm seat, with movable back rest, is part of a U shaped settee aft of it with room to seat 8 to 10 plus around sizeable and beautiful custom varnished Teak table, replacing the standard white fiberglass piece provided.

On centerline are 3 Lewmar 65 electric self-tailing winches which manage all sail handling with sheets and halyards run through a sheet stopper configuration.

Forward to port is an aft facing L shaped settee.

Moving aft to port is the staircase to the aft deck and Wet bar with Corian countertop, sink, added 110 GFI outlet, custom Weber Que 300 installation, 2 dedicated 10 lb. aluminum propane bottles, Isotherm refrigerator and Isotherm icemaker (both units new 10/18).

A big open area aft is ideal for additional storage or being out in the sun when desired. It also provides access to the custom built ladder with teak treads to the hardtop where 8 Solar Panels were installed.

Additional notable features on the flybridge are owner installed vents in all lockers to prevent mildew and moisture, storage beneath all settee seats, custom teak deck and white/red dual function overhead lights.

Mechanical

- Yanmar 4JH-HTE 100 hp engines – upgrade from standard
- Max 4 blade feathering props
- Shark Line Cutters

- SidePower Bow Thruster w/*proportional* control – starboard hull
- Bow Thruster Controls at both flybridge and Nav station
- Dual Racor Fuel Filters w/gauge for each engine
- Dometic Chiller system 72,000 btu for AirCon & Heat w/5 Controllers – replaced standard
- Spectra Newport 1000 MK II watermaker remote control on electrical panel
- Force 10 Hot Water Heaters (2) 22 gallons each – AC or engine driven
- Dual Fresh/Saltwater deck wash system
- Hot & Cold aft deck shower – upgrade from standard
- Electric Flush toilets *fresh or salt water* in each head
- Dry Bilge system – 4 pickups in engine rooms & hulls
- FM 200 Automatic Fire Suppression System x 4 – 2 each engine compartment
- Bauer Junior II Dive compressor

Electrical

- 220 /110 Volt AC Ships system - shorepower or generator
- Northern Lights 20 kW Generator in soundshield – 220 hours
- 50 amp Shorepower System Custom
- 2 50' 50 amp shorepower cords
- 12 V DC power
- Victron Quattro 12/5000/200 Inverter / Battery Charger
- Dedicated battery chargers for engine, generator and bowthruster
- Electrical panel customized to contain

AC breakers

DC breakers

Victron Power Display

Shorepower Management

Northern Lights Generator Start/Stop

Watermaker control

Blue Seas Bowthruster voltage display

Victron color Inverter display

Dometic DDC Chilled Water Master Control

Water tank gauges

- 70 watt Solar Panels on bridge hardtop x 8

- Underwater lights – 10 blue

6 on transom

2 on each hull side

- House batteries 2 years Lithium 1800 amp hours
- Engine start lithium 100 amp hours each
- Generator battery lithium 100 amp hours each
- Bow thruster battery 2 8D's AGM's 2 years old

Navigation & Electronics

Flybridge:

- Simrad GPS/Chartplotter/Color Radar display
- Simrad 36 mile 4G-2609 Radar
- Simrad VHF
- Simrad wind speed & direction
- Simrad MFD
- Simrad Autopilot

Nav Station / Lower Helm:

- Simrad GPS/Chartplotter/Color Radar display
- Simrad 36 mile 4G-2609 Radar
- Simrad VHF w/AIS
- Simrad wind speed & direction
- Simrad MFD boat speed & depth
- Simrad MFD
- Simrad Autopilot
- Forward scanning depth sounder

Entertainment

- 50" Sony Bravia LED Flat Screen Smart TV – on power lift in main saloon
- Glomex over the air HD TV antenna – mast mounted
- Bose 5.1 FM/CD/DVD Entertainment system w/4 cube speakers & Subwoofer
- Bose Personal Music Center
- Bose iPhone connector
- Sony 3D BluRay player
- Amplifier for additional speakers

2 Forward Cockpit

2 Aft Deck

2 Flybridge

- Separate volume control for exterior speakers
- Logitech Wireless Router

Spars & Rigging

- Sparcraft Anodized Main Mast
- GMT Electric PowerFurl Carbon Boom
- Navtec A850-40 Hydraulic Boom Vang w/panel at helm
- Bowsprite w/Electric Jib Furler
- 3 Lewmar 65 electric self-tailing halyard & sheet winches – 2 upgraded from standard
- 2 Lewmar 50 winches for furling on deck – added
- Line bags at winches
- Boom Cover
- Antal Halyard locks – added/replaced
- All halyard turning blocks at mast base and mast head upgraded/replaced
- Halyards and sheets – all replaced w/stronger and easier to handle material
- Mainsail track system

Sails

All by Doyle

Sailmaker's Comments - Peter Grimm Jr.

The owner's brief was to build one optimized sail at a time, with a sea-trial to get the best long term results. The boat was sea-trialed with the stock Dacron sail inventory to get a bench mark on the sailing characteristics & sail handling gear.

Sails were optimized for durability and performance. The Rollboom Mainsail was the first sail built in 2014 with the Jib, Code Zero 2015 & A 1.5 Gennaker 2016. We sea-trialed 6 or 7 times. The owner has cruised the boat, each time with more input for tuning and further optimization. The sails have been serviced meticulously.

Rollboom Mainsail / 1,408 sq. ft. – 2014

- Vectran
- 6 Full Length Carbon/E Glass Battens,
- 2 reefs
- Antal Headboard
- Sailkote Plus Anti Mildew Protection
- Seamcoating - UV & Chafe Protection
- Dyneema - Luff Tape, Head, Tack & Clew Webbing and Leech Line

Roller Furling Jib / 688 sq. ft. - 2014

- Vectra
- UV Dacron Suncover
- Luff Flattener for Reefing
- Extended Head & Tack Patch for Reefing
- 4 Vertical Tapered E Glass Leech Battens
- Sailkote Plus Anti Mildew Protection
- Seam-coating for UV & Chafe Protection
- Dyneema - Head, Tack & Clew Webbing and Leech Line
- Antal Clew Board
- Multi Clew Attachments for Reaching

Roller Furling Code Zero / 1,791 sq. ft. - 2015

- Carbon/Technora Fabric
- Light Weight UV Dacron Suncover
- Dyneema - Head & Tack Adjustable Lashing, Soft Clew, and Leech & Foot Cords
- Two Ply Torsion Cable Luff Tube

- Gleistein Torsion Cable
- Turtle

Asymmetrical 1.5 Gennaker / 2.020 sq. ft. – 2016

- .75 oz Nylon
- Dyneema Luff Line and Adjustable Tack Lashing
- Step Down Luff Construction
- Dacron Edge Tapes
- Soft Dyneema Clew, Leech & Foot Cords
- Turtle

Safety

- Viking 8 Man Offshore Liferrafts x 2 – inspected to August 2020
- 8 Solas Adult Life Jackets w/Strobes attached
- McMurdo G5 SmartFind 406 GPS EPIRB
- Horseshoe life buoy mounted on aft deck
- Jacklines for deck x 2
- Jackline harnesses

Other

- Quick Windlass w/handheld remote control and deck foot switches
- Rockna 125 anchor
- 150' 3/8" chain
- Fluke anchor with chain & rode
- Anchor Bridle w/shackle & hooks
- 14' AB RIB dinghy w/console & VHF
- Dinghy cover
- 40 hp Evinrude outboard motor
- TNT Hydraulic Swim Platform & Dinghy Lift
- Marquipt Tide Ride Boarding Steps w/port & starboard mounting brackets
- Textiline Saloon side window covers
- Trampoline back cushions
- Folding stainless swim ladder w/teak steps port swim step

- 6 Fenders
- 2 Fenderboards
- 8 Docklines
- Fire Extinguishers
- Stainless flag staff & flag

Addendum - Upgrades & Additions

- Removed and replaced low quality faux teak deck with Teak
- Replaced water tanks with custom built in hulls – increase capacity and better location, reviewed by Naval Architect Alex Simonis. Removed bridge deck water tanks increasing deck storage significantly.
- Replaced Chiller system and all controls with higher quality Dometic unit
- Replaced refrigerator with higher quality and larger capacity Liebherr unit
- Replaced flybridge table with custom teak top
- Replaced wet bar black counter top with lighter color for cooler surface
- Replaced and upgraded *all* exterior refrigerators and icemakers – 10/18
- Replaced galley faucet – more functional and higher quality
- Added/designed custom aft deck bench seat w/storage beneath
- Added aft deck teak table – seating 6 to 8
- Added tanks to increase fuel to 158 gallons for longer range for passages
- Added Water Tank gauges (on Electrical Panel)
- Added overhead cabinets in galley for more storage
- Added fans in all staterooms, main saloon and galley – 12 total
- Added hanging/wet locker in main saloon
- Added locker outboard over starboard passageway stairs
- Added stainless backrest w/ bolstered cushion to saloon seats, prevent falling off
- Added custom teak step stainless ladder from flybridge deck to hardtop for access
- Added storage locker with drawers in starboard side of aft deck
- Added custom Weber Que 300 grill installation
- Added 2 10 lb aluminum propane bottles dedicated to grill
- Added 110 GFI outlet at flybridge Wet bar
- Added custom shelving in port & starboard foredeck lockers to improve storage
- Added treads to *all* ladders for safer and more comfortable footing
- Added Red lights for night vision on front cockpit and aft deck

- Added Dry Bilge system w/4 pickups in engine rooms and hulls
- Added 4 Underwater lights – 2 each hull side
- Added 2 Lewmar 50 self-tailing foredeck winches to furl Asymmetrical gennaker
- Added custom fabricated Teak grates for heads and showers
- Added vents to all exterior lockers to prevent mildew
- Added dorade vents for deck lockers x 8, 2 each locker to prevent mildew
- Added Bauer Junior II Dive compressor
- Upgraded and customized electrical system

Exclusions

Personal effects, artwork, tools, and general items seen onboard but not specifically listed are solely at the discretion of the Seller.

The name **RABBLE ROUSER** is reserved by the owner and does not convey with the sale of the boat

Default Disclaimer

The Company offers the details of this vessel in good faith but cannot guarantee or warrant the accuracy of this information nor warrant the condition of the vessel. A buyer should instruct his agents, or his surveyors, to investigate such details as the buyer desires validated. This vessel is offered subject to prior sale, price change, or withdrawal without notice.

Default Disclaimer

The Company offers the details of this vessel in good faith but cannot guarantee or warrant the accuracy of this information nor warrant the condition of the vessel. A buyer should instruct his agents, or his surveyors, to investigate such details as the buyer desires validated. This vessel is offered subject to prior sale, price change, or withdrawal without notice.

Photos



Port aft view



Starboard aft view




Bridge View



Swim Step



Front Cockpit



Front Cockpit night view




Teak Side decks



Boarding Stairs



Trampoline and bowsprit



Trampoline Back Cushions



Bow seat



Windlass & Anchor



Port Foredeck locker




Starboard Foredeck locker



Port Deck Storage Locker



Starboard Deck Storage Locker



Underwater Lights starboard



Underwater lights port



Custom Bench Seat



Expandable Table



Bench Seat Storage



Deck Lockers



Isotherm Icemaker



Icemaker



Vitrifrigo Refrigerator



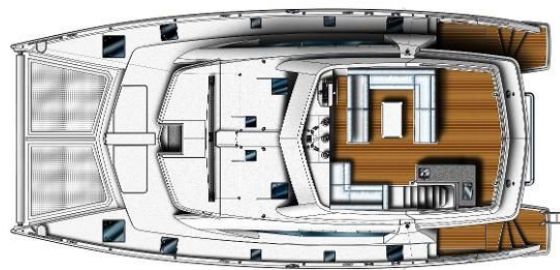
Refrigerator Storage



Custom Storage Locker



with Drawers



Flybridge



Helm & Nav Electronics



Forward Seating



Sail Handling Winches



Bridge Settee



Custom Teak Table



Movable Backrests



Starboard Aft View



Port Aft View



Wetbar



Isotherm Refer and Ice Maker



Custom Grill Installation



Custom Ladder to Hardtop



Solar Panels on Hardtop



Viking 8 Man Liferaft x 2



Dinghy on Hydraulic Swim Platform



Evinrude 40 hp Outboard



Dinghy Cover



Main Deck



Forward Seating Area



TV Up



Blinds throughout



Nav & Lower Helm to Port



Navigation Instrumentation



Nav Storage



Entertainment Center



Bar to Port



Bar Storage



Saloon Aft



Saloon Port Aft



Saloon Stbd Aft



Large Settee w/Hi-Lo Table



With Open Table



Custom Back Rests added



Galley to Port



Custom Overhead Cabinets



Electrical Panel and Entry Locker



Custom Electrical Panel



Custom Wet Locker



Wetlocker Storage



Freezer Stbd Passageway



Accommodations



Freezer Storage



Splendide Washer / Dryer - Port



Starboard Aft Cabin



Starboard Aft Cabin



Hanging Locker



Hanging Locker Storage



Starboard Forward Cabin



Port Forward Cabin



Port Aft Cabin



Stall Shower



Custom Medicine Cabinets



With Generous Storage



Port Engine Compartment



Starboard Engine Compartment



Northern Lights 20 kW Generator



Dometic Chiller System



Additional Fuel Tanks



Propane for Cooking