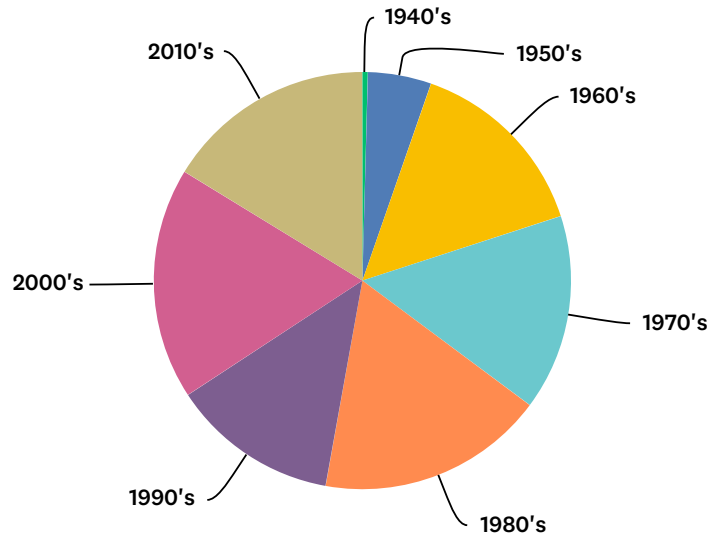


# Q1 When did you graduate from MMA?

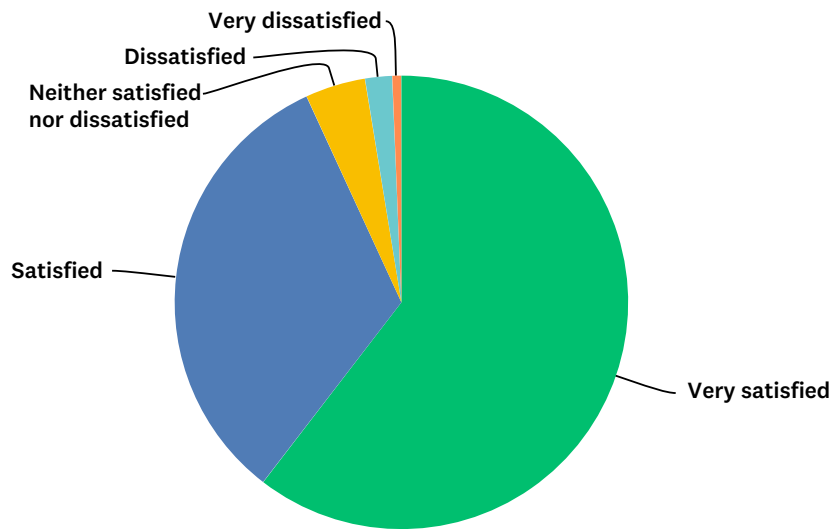
Answered: 935 Skipped: 1



ANSWER CHOICES	RESPONSES	
1940's	0.43%	4
1950's	4.92%	46
1960's	14.65%	137
1970's	15.19%	142
1980's	17.65%	165
1990's	12.94%	121
2000's	17.97%	168
2010's	16.26%	152
TOTAL		935

## Q2 Overall, how satisfied were you with your total undergraduate experience at Maine Maritime Academy?

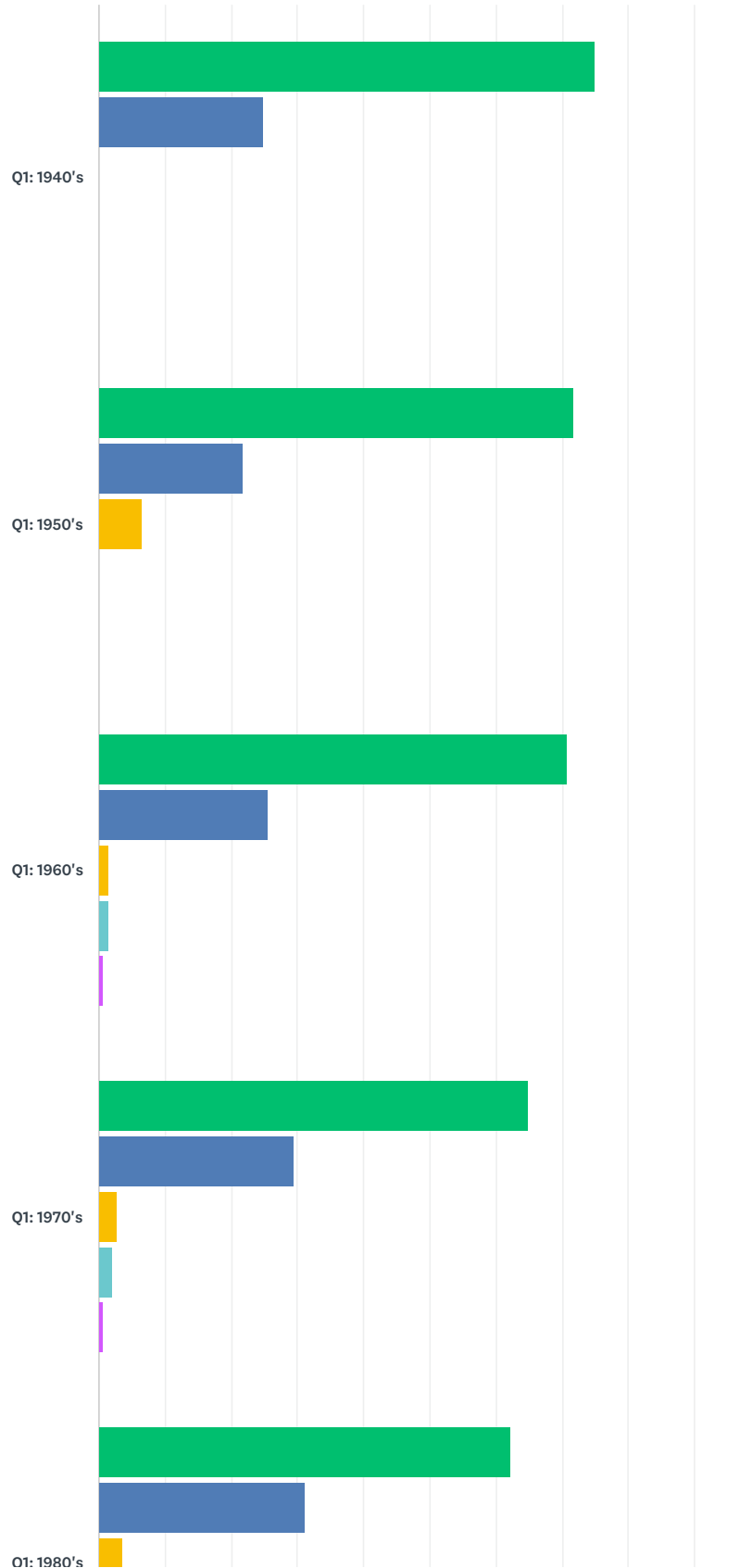
Answered: 933 Skipped: 3

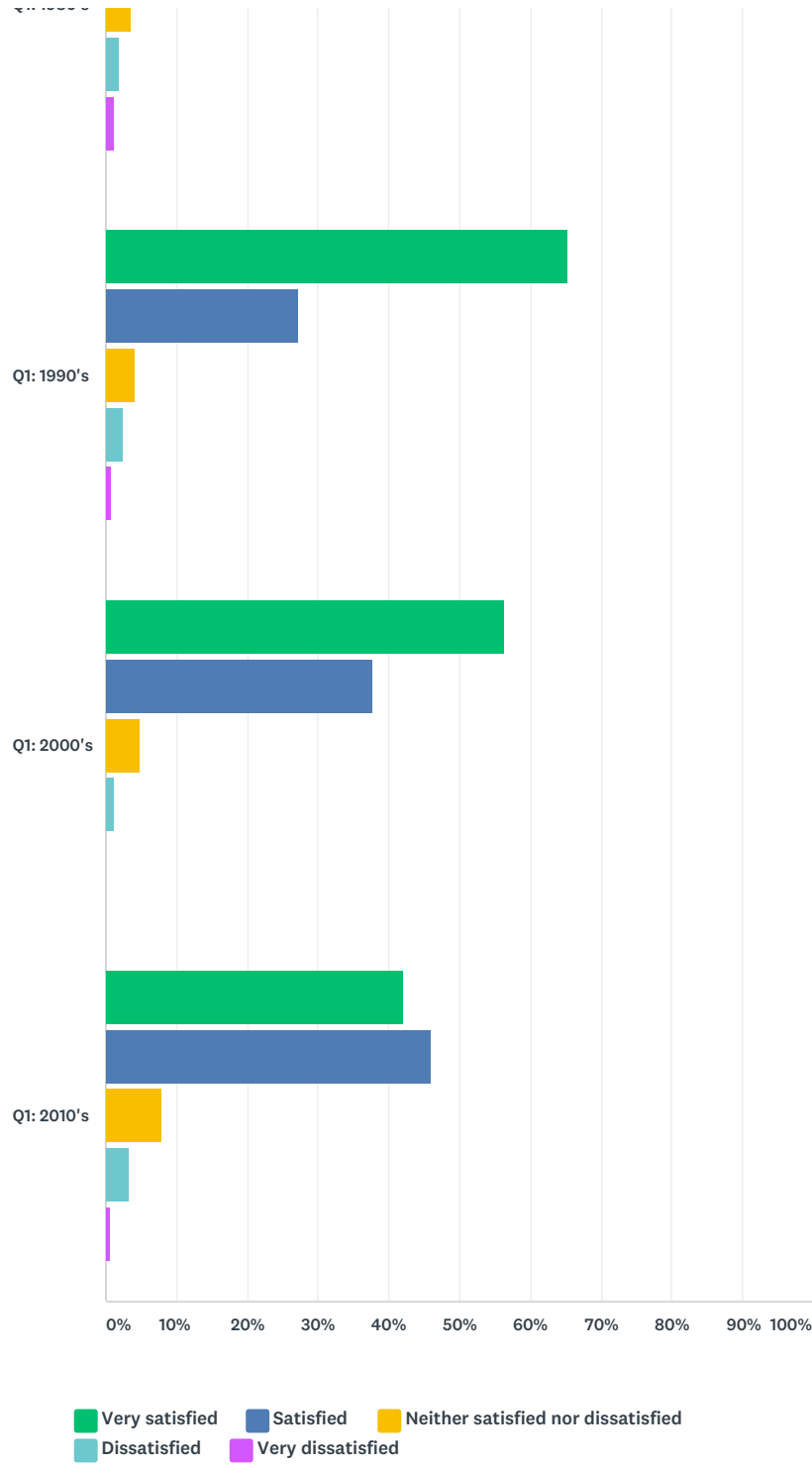


ANSWER CHOICES	RESPONSES	
Very satisfied	60.45%	564
Satisfied	32.69%	305
Neither satisfied nor dissatisfied	4.29%	40
Dissatisfied	1.93%	18
Very dissatisfied	0.64%	6
<b>TOTAL</b>		<b>933</b>

### Q2 Overall, how satisfied were you with your total undergraduate experience at Maine Maritime Academy?

Answered: 933 Skipped: 2



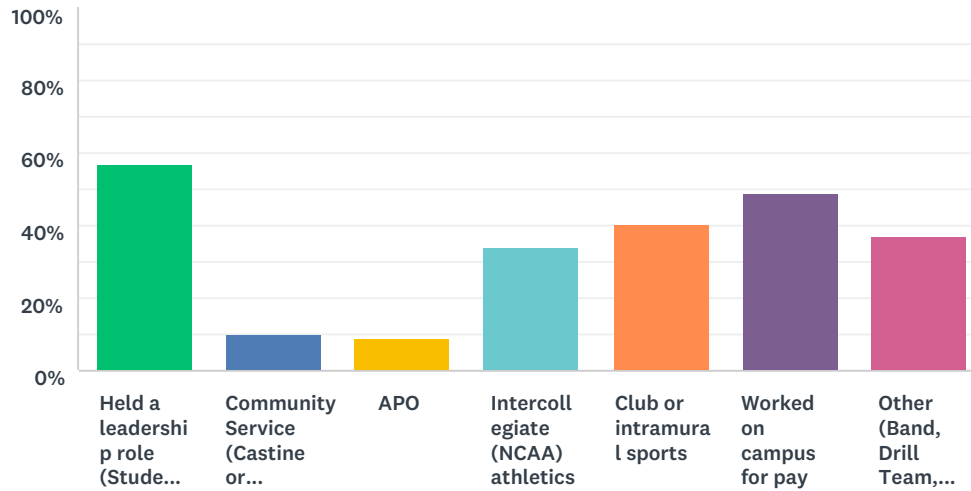


	VERY SATISFIED	SATISFIED	NEITHER SATISFIED NOR DISSATISFIED	DISSATISFIED	VERY DISSATISFIED	TOTAL
Q1: 1940's	75.00% 3	25.00% 1	0.00% 0	0.00% 0	0.00% 0	0.43% 4
Q1: 1950's	71.74% 33	21.74% 10	6.52% 3	0.00% 0	0.00% 0	4.93% 46
Q1: 1960's	70.80% 97	25.55% 35	1.46% 2	1.46% 2	0.73% 1	14.68% 137
Q1: 1970's	64.79% 92	29.58% 42	2.82% 4	2.11% 3	0.70% 1	15.22% 142
Q1: 1980's	62.20% 102	31.10% 51	3.66% 6	1.83% 3	1.22% 2	17.58% 164

Q1: 1990's	65.29%	27.27%	4.13%	2.48%	0.83%	12.97%
	79	33	5	3	1	121
Q1: 2000's	56.29%	37.72%	4.79%	1.20%	0.00%	17.90%
	94	63	8	2	0	167
Q1: 2010's	42.11%	46.05%	7.89%	3.29%	0.66%	16.29%
	64	70	12	5	1	152
Total Respondents	564	305	40	18	6	933
<b>IF DISSATISFIED, WHAT IS THE SOURCE(S)?</b>						<b>TOTAL</b>
Q1: 1940's					0	0
Q1: 1950's					2	2
Q1: 1960's					4	4
Q1: 1970's					10	10
Q1: 1980's					10	10
Q1: 1990's					9	9
Q1: 2000's					10	10
Q1: 2010's					18	18

### Q3 In which activities did you participate as a student ? (check all that apply)

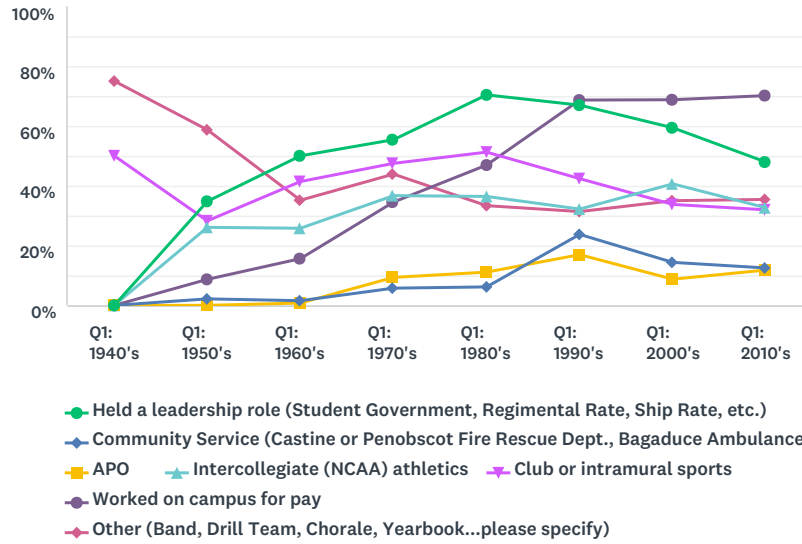
Answered: 901 Skipped: 35



ANSWER CHOICES	RESPONSES	
Held a leadership role (Student Government, Regimental Rate, Ship Rate, etc.)	57.05%	514
Community Service (Castine or Penobscot Fire Rescue Dept., Bagaduce Ambulance, other)	9.99%	90
APO	9.21%	83
Intercollegiate (NCAA) athletics	33.85%	305
Club or intramural sports	40.73%	367
Worked on campus for pay	48.83%	440
Other (Band, Drill Team, Chorale, Yearbook...please specify)	37.07%	334
Total Respondents: 901		

### Q3 In which activities did you participate as a student ? (check all that apply)

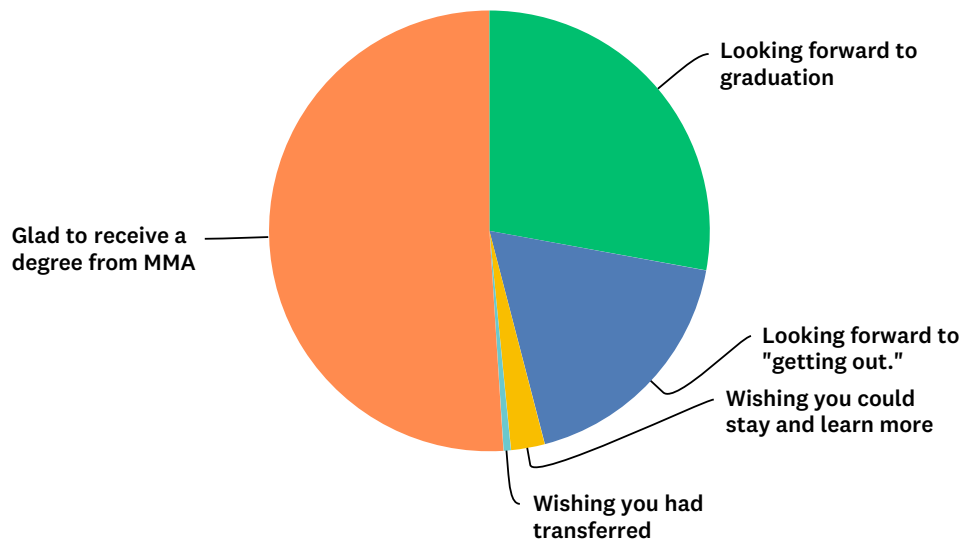
Answered: 901 Skipped: 34



	HELD A LEADERSHIP ROLE (STUDENT GOVERNMENT, REGIMENTAL RATE, SHIP RATE, ETC.)	COMMUNITY SERVICE (CASTINE OR PENOBSCOT FIRE RESCUE DEPT., BAGADUCE AMBULANCE, OTHER)	APO	INTERCOLLEGIATE (NCAA) ATHLETICS	CLUB OR INTRAMURAL SPORTS	WORKED ON CAMPUS FOR PAY	OTHER (BAND, DRILL TEAM, CHORALE, YEARBOOK...PLEASE SPECIFY)	TOTAL
Q1: 1940's	0.00% 0	0.00% 0	0.00% 0	0.00% 0	50.00% 2	0.00% 0	75.00% 3	0.55% 5
Q1: 1950's	34.78% 16	2.17% 1	0.00% 0	26.09% 12	28.26% 13	8.70% 4	58.70% 27	8.10% 73
Q1: 1960's	50.00% 64	1.56% 2	0.78% 1	25.78% 33	41.41% 53	15.63% 20	35.16% 45	24.20% 218
Q1: 1970's	55.40% 77	5.76% 8	9.35% 13	36.69% 51	47.48% 66	34.53% 48	43.88% 61	35.96% 324
Q1: 1980's	70.37% 114	6.17% 10	11.11% 18	36.42% 59	51.23% 83	46.91% 76	33.33% 54	45.95% 414
Q1: 1990's	66.95% 79	23.73% 28	16.95% 20	32.20% 38	42.37% 50	68.64% 81	31.36% 37	36.96% 333
Q1: 2000's	59.38% 95	14.37% 23	8.75% 14	40.63% 65	33.75% 54	68.75% 110	35.00% 56	46.28% 417
Q1: 2010's	47.92% 69	12.50% 18	11.81% 17	32.64% 47	31.94% 46	70.14% 101	35.42% 51	38.73% 349
Total Respondents	514	90	83	305	367	440	334	901

### Q4 When you reflect on your time at MMA, were you....

Answered: 929 Skipped: 7

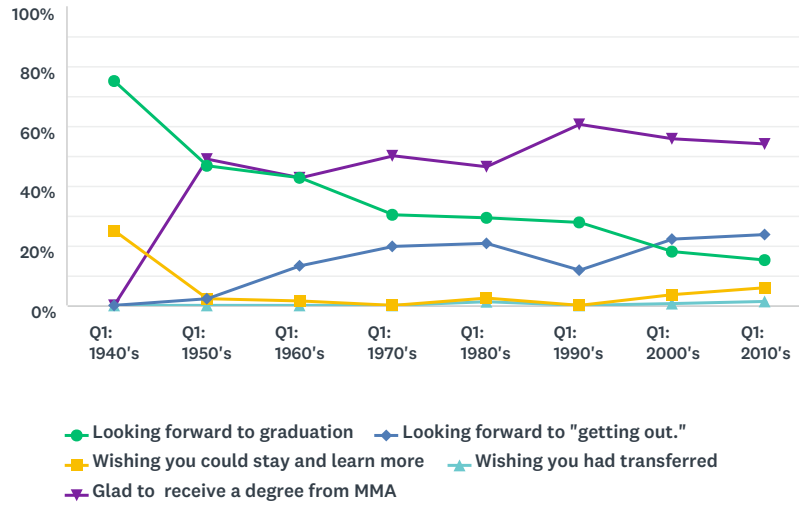


ANSWER CHOICES	RESPONSES	
Looking forward to graduation	27.88%	259
Looking forward to "getting out."	18.08%	168
Wishing you could stay and learn more	2.48%	23
Wishing you had transferred	0.54%	5
Glad to receive a degree from MMA	51.02%	474
<b>TOTAL</b>		<b>929</b>



### Q4 When you reflect on your time at MMA, were you....

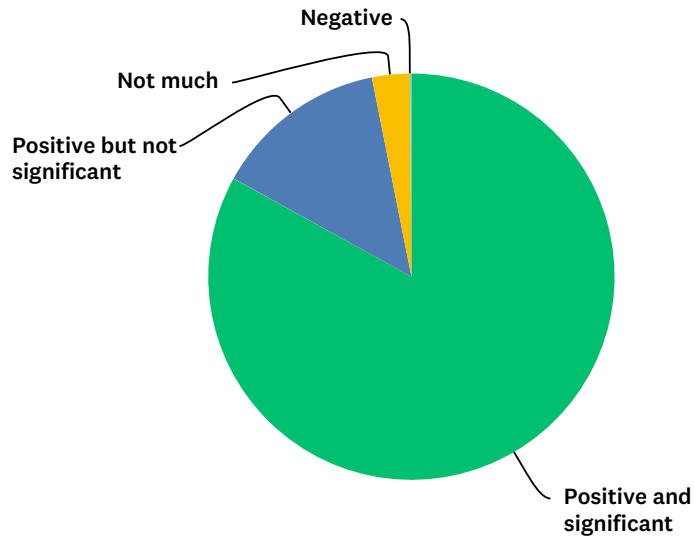
Answered: 929 Skipped: 6



	LOOKING FORWARD TO GRADUATION	LOOKING FORWARD TO "GETTING OUT."	WISHING YOU COULD STAY AND LEARN MORE	WISHING YOU HAD TRANSFERRED	GLAD TO RECEIVE A DEGREE FROM MMA	TOTAL
Q1: 1940's	75.00% 3	0.00% 0	25.00% 1	0.00% 0	0.00% 0	0.43% 4
Q1: 1950's	46.67% 21	2.22% 1	2.22% 1	0.00% 0	48.89% 22	4.84% 45
Q1: 1960's	42.65% 58	13.24% 18	1.47% 2	0.00% 0	42.65% 58	14.64% 136
Q1: 1970's	30.28% 43	19.72% 28	0.00% 0	0.00% 0	50.00% 71	15.29% 142
Q1: 1980's	29.27% 48	20.73% 34	2.44% 4	1.22% 2	46.34% 76	17.65% 164
Q1: 1990's	27.73% 33	11.76% 14	0.00% 0	0.00% 0	60.50% 72	12.81% 119
Q1: 2000's	17.96% 30	22.16% 37	3.59% 6	0.60% 1	55.69% 93	17.98% 167
Q1: 2010's	15.13% 23	23.68% 36	5.92% 9	1.32% 2	53.95% 82	16.36% 152
Total Respondents	259	168	23	5	474	929

### Q6 What impact has MMA had on your career? (Check one)

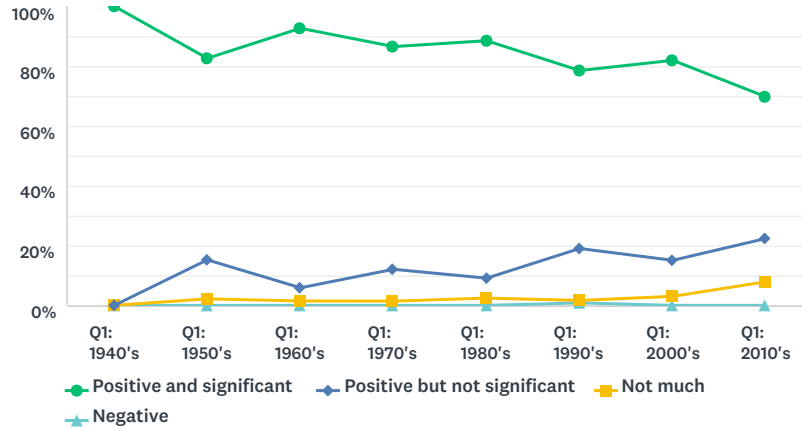
Answered: 931 Skipped: 5



ANSWER CHOICES	RESPONSES	
Positive and significant	83.03%	773
Positive but not significant	13.86%	129
Not much	3.01%	28
Negative	0.11%	1
TOTAL		931

### Q6 What impact has MMA had on your career? (Check one)

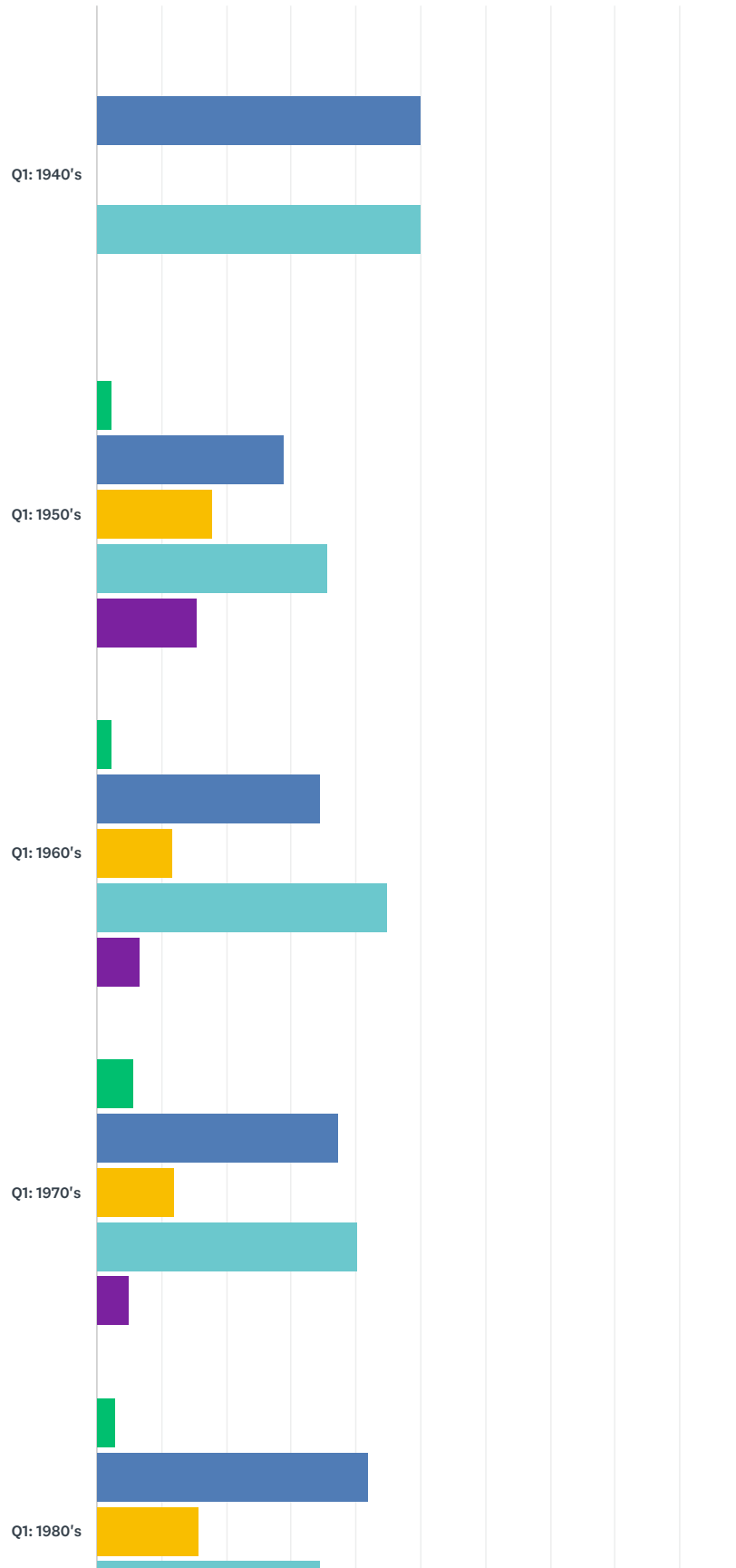
Answered: 931 Skipped: 4

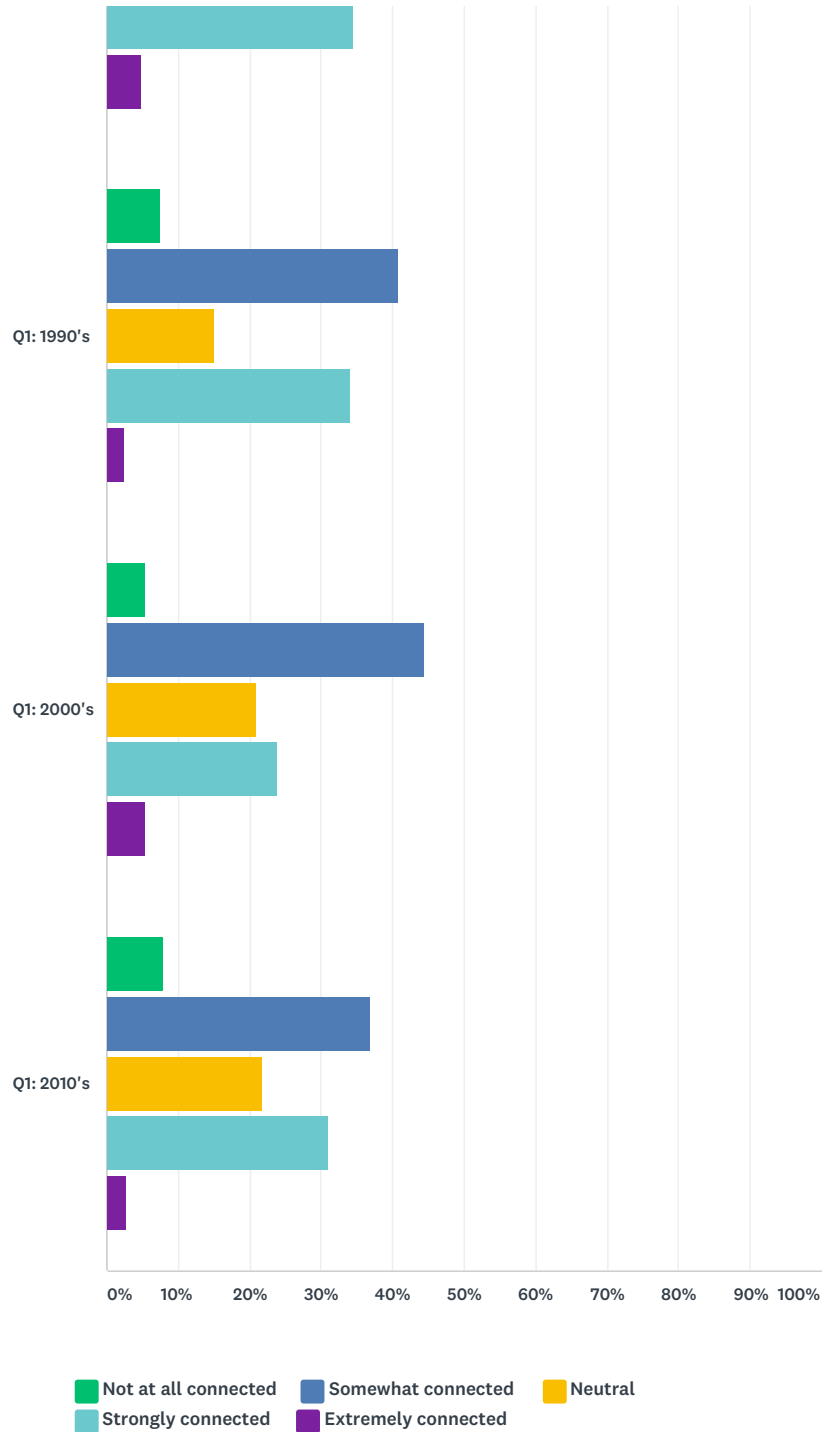


	POSITIVE AND SIGNIFICANT	POSITIVE BUT NOT SIGNIFICANT	NOT MUCH	NEGATIVE	TOTAL
Q1: 1940's	100.00% 4	0.00% 0	0.00% 0	0.00% 0	0.43% 4
Q1: 1950's	82.61% 38	15.22% 7	2.17% 1	0.00% 0	4.94% 46
Q1: 1960's	92.65% 126	5.88% 8	1.47% 2	0.00% 0	14.61% 136
Q1: 1970's	86.52% 122	12.06% 17	1.42% 2	0.00% 0	15.15% 141
Q1: 1980's	88.48% 146	9.09% 15	2.42% 4	0.00% 0	17.72% 165
Q1: 1990's	78.51% 95	19.01% 23	1.65% 2	0.83% 1	13.00% 121
Q1: 2000's	81.93% 136	15.06% 25	3.01% 5	0.00% 0	17.83% 166
Q1: 2010's	69.74% 106	22.37% 34	7.89% 12	0.00% 0	16.33% 152
Total Respondents	773	129	28	1	931

### Q7 As a graduate of MMA, what level of connection do you feel?

Answered: 931 Skipped: 4



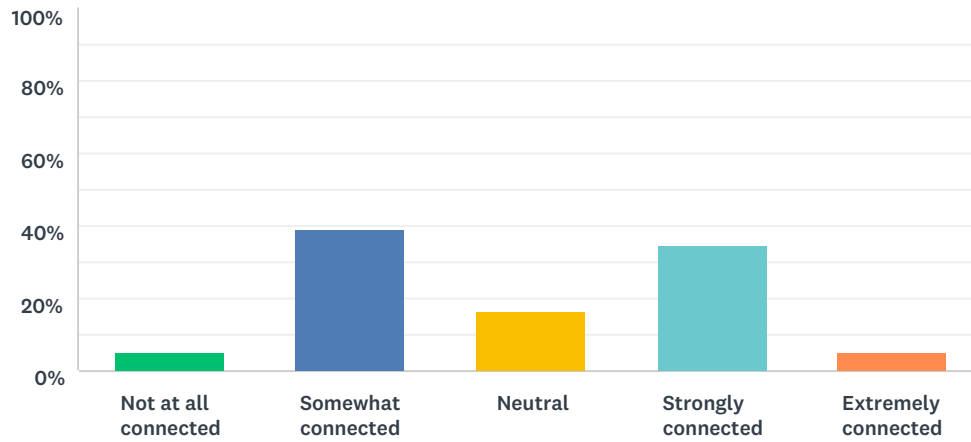


	NOT AT ALL CONNECTED	SOMEWHAT CONNECTED	NEUTRAL	STRONGLY CONNECTED	EXTREMELY CONNECTED	TOTAL
Q1: 1940's	0.00% 0	50.00% 2	0.00% 0	50.00% 2	0.00% 0	0.43% 4
Q1: 1950's	2.22% 1	28.89% 13	17.78% 8	35.56% 16	15.56% 7	4.83% 45
Q1: 1960's	2.21% 3	34.56% 47	11.76% 16	44.85% 61	6.62% 9	14.61% 136
Q1: 1970's	5.63% 8	37.32% 53	11.97% 17	40.14% 57	4.93% 7	15.25% 142
Q1: 1980's	3.03% 5	41.82% 69	15.76% 26	34.55% 57	4.85% 8	17.72% 165
Q1: 1990's	7.50% 9	40.83% 49	15.00% 18	34.17% 41	2.50% 3	12.89% 120

Q1: 2000's	5.39%	44.31%	20.96%	23.95%	5.39%	17.94%	
	9	74	35	40	9	167	
Q1: 2010's	7.89%	36.84%	21.71%	30.92%	2.63%	16.33%	
	12	56	33	47	4	152	
Total Respondents	47	363	153	321	47	931	
	<b>PLEASE COMMENT:</b>					<b>TOTAL</b>	
Q1: 1940's					3	3	
Q1: 1950's					12	12	
Q1: 1960's					45	45	
Q1: 1970's					53	53	
Q1: 1980's					47	47	
Q1: 1990's					40	40	
Q1: 2000's					48	48	
Q1: 2010's					37	37	

### Q7 As a graduate of MMA, what level of connection do you feel?

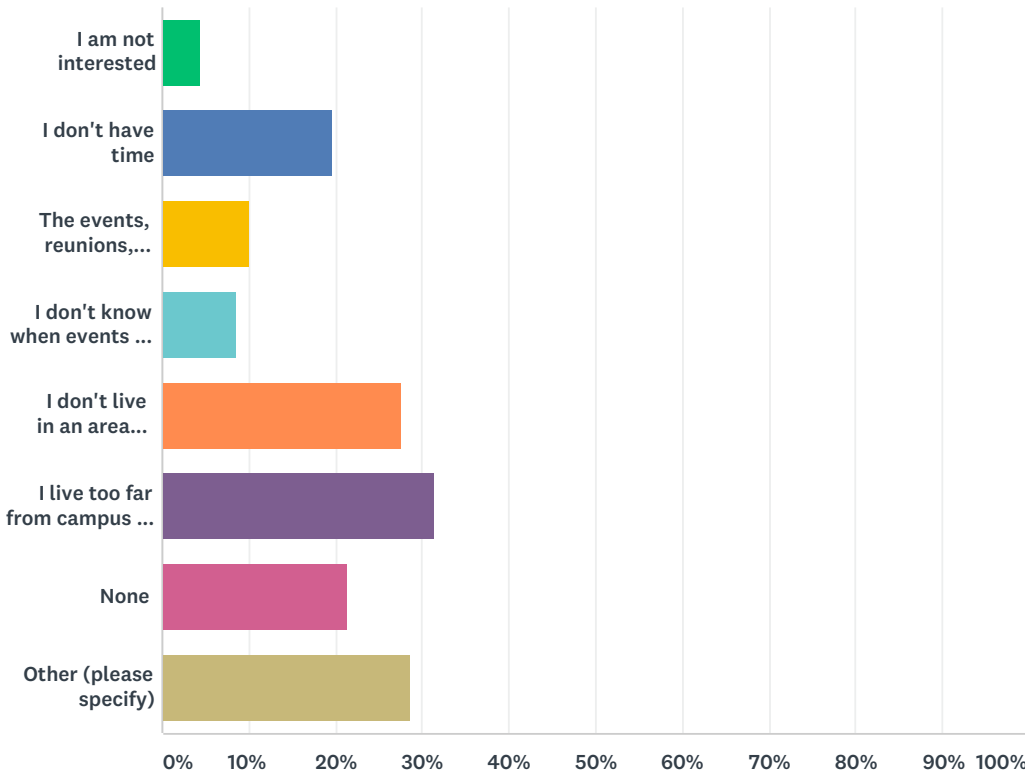
Answered: 931 Skipped: 5



ANSWER CHOICES	RESPONSES	
Not at all connected	5.05%	47
Somewhat connected	38.99%	363
Neutral	16.43%	153
Strongly connected	34.48%	321
Extremely connected	5.05%	47
<b>TOTAL</b>		<b>931</b>

### Q8 If not or somewhat connected to MMA, why? (check all that apply)

Answered: 741 Skipped: 195

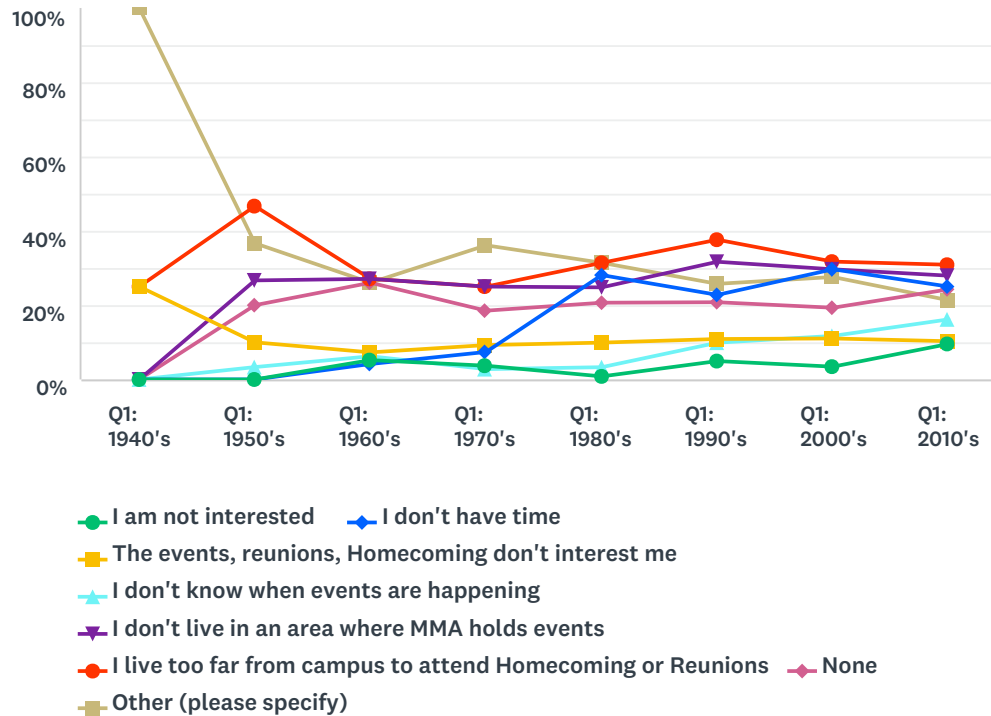


ANSWER CHOICES	RESPONSES	
I am not interested	4.45%	33
I don't have time	19.70%	146
The events, reunions, Homecoming don't interest me	9.99%	74
I don't know when events are happening	8.50%	63
I don't live in an area where MMA holds events	27.53%	204
I live too far from campus to attend Homecoming or Reunions	31.31%	232
None	21.32%	158
Other (please specify)	28.61%	212
Total Respondents: 741		



### Q8 If not or somewhat connected to MMA, why? (check all that apply)

Answered: 741 Skipped: 194



	I AM NOT INTERESTED	I DON'T HAVE TIME	THE EVENTS, REUNIONS, HOMECOMING DON'T INTEREST ME	I DON'T KNOW WHEN EVENTS ARE HAPPENING	I DON'T LIVE IN AN AREA WHERE MMA HOLDS EVENTS	I LIVE TOO FAR FROM CAMPUS TO ATTEND HOMECOMING OR REUNIONS	NONE	OTHER (PLEASE SPECIFY)	TOTAL
Q1: 1940's	0.00% 0	0.00% 0	25.00% 1	0.00% 0	0.00% 0	25.00% 1	0.00% 0	100.00% 4	0.81% 6
Q1: 1950's	0.00% 0	0.00% 0	10.00% 3	3.33% 1	26.67% 8	46.67% 14	20.00% 6	36.67% 11	5.80% 43
Q1: 1960's	5.21% 5	4.17% 4	7.29% 7	6.25% 6	27.08% 26	27.08% 26	26.04% 25	26.04% 25	16.73% 124
Q1: 1970's	3.70% 4	7.41% 8	9.26% 10	2.78% 3	25.00% 27	25.00% 27	18.52% 20	36.11% 39	18.62% 138

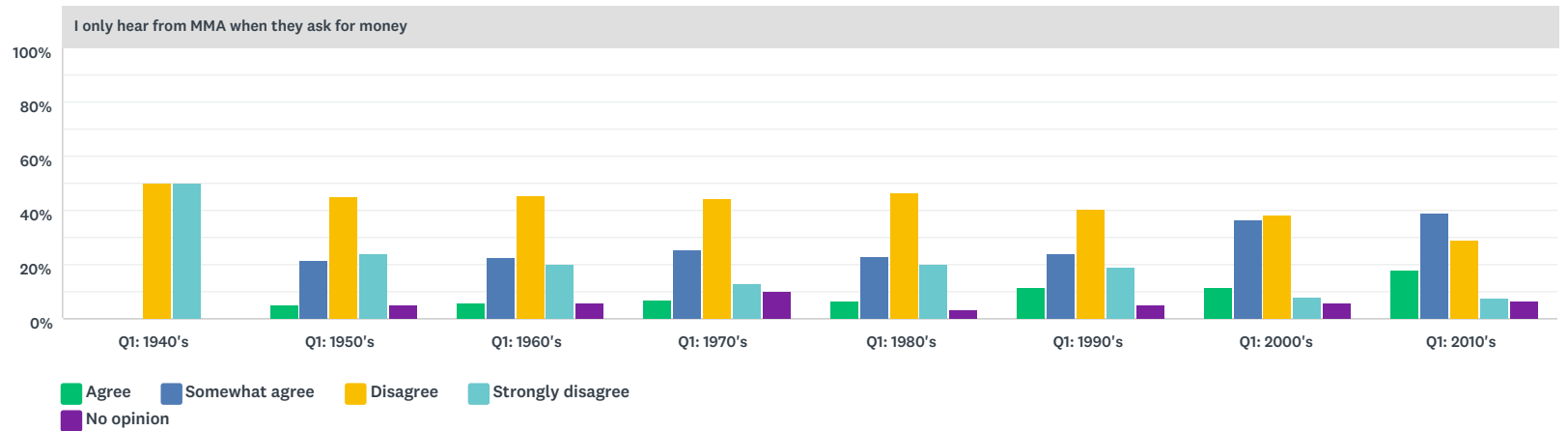
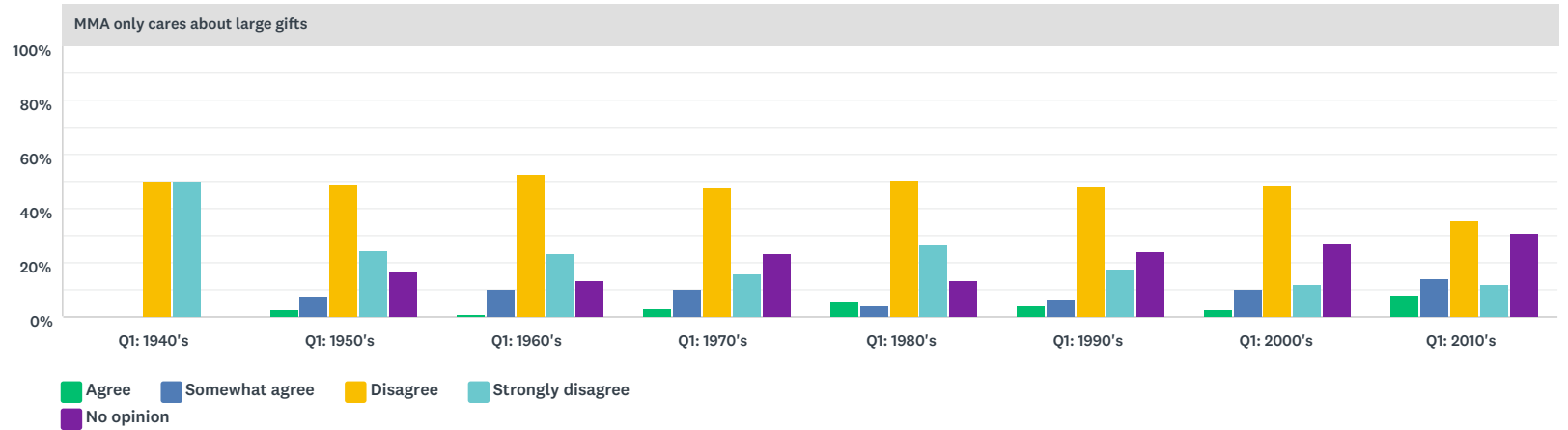
MMA Alumni Survey

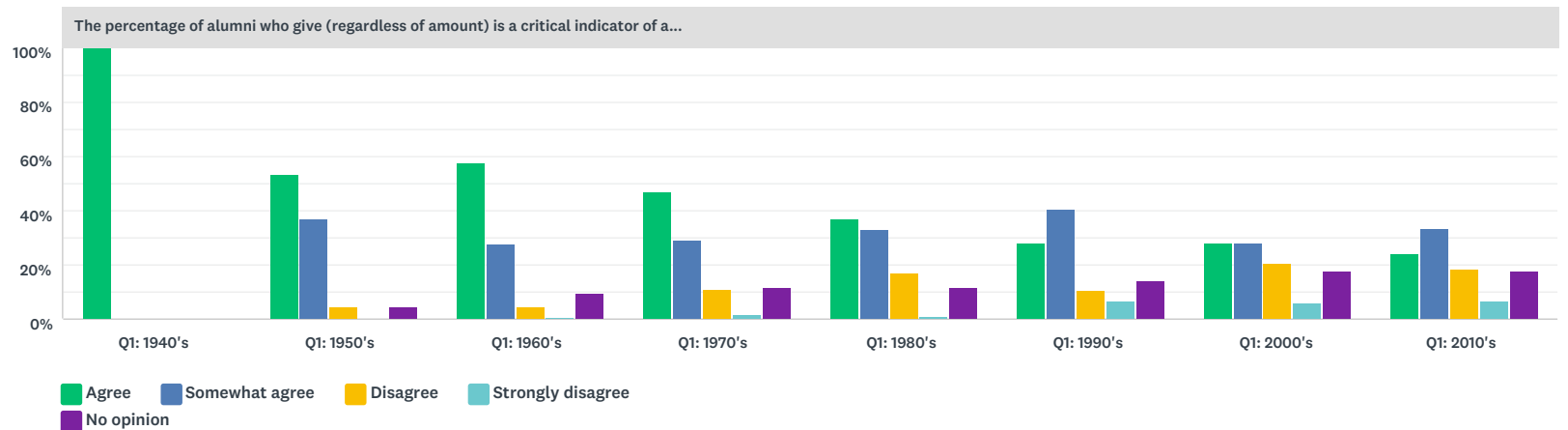
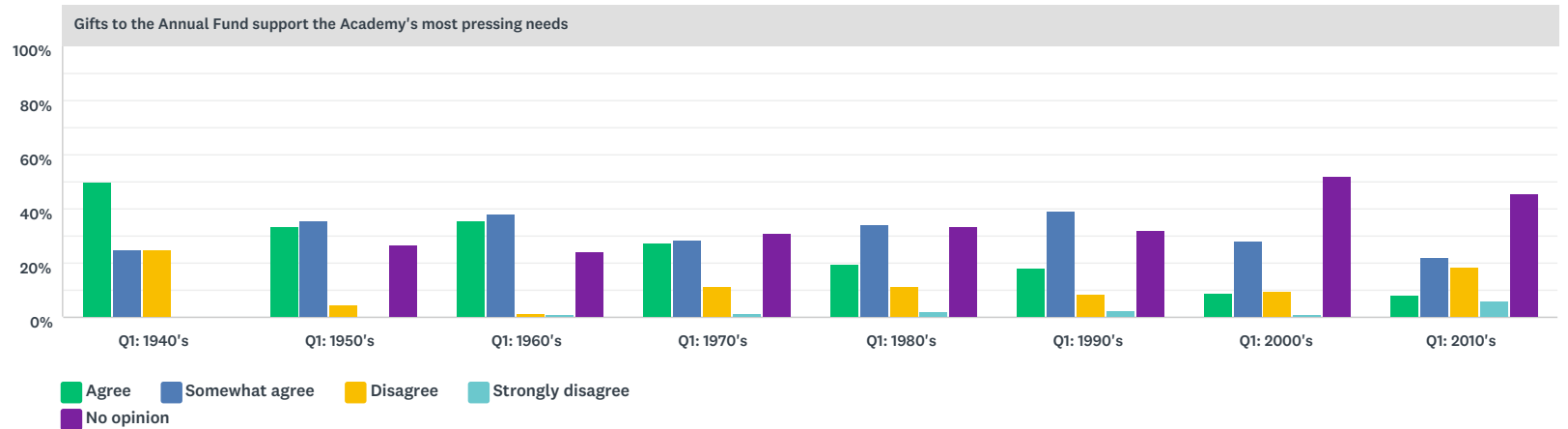
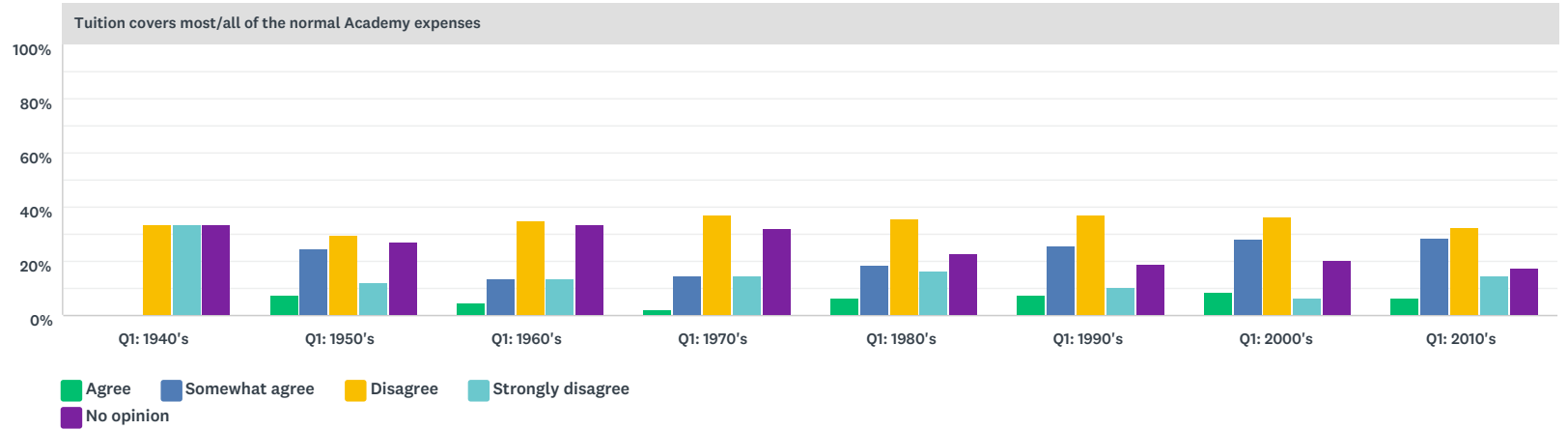
SurveyMonkey

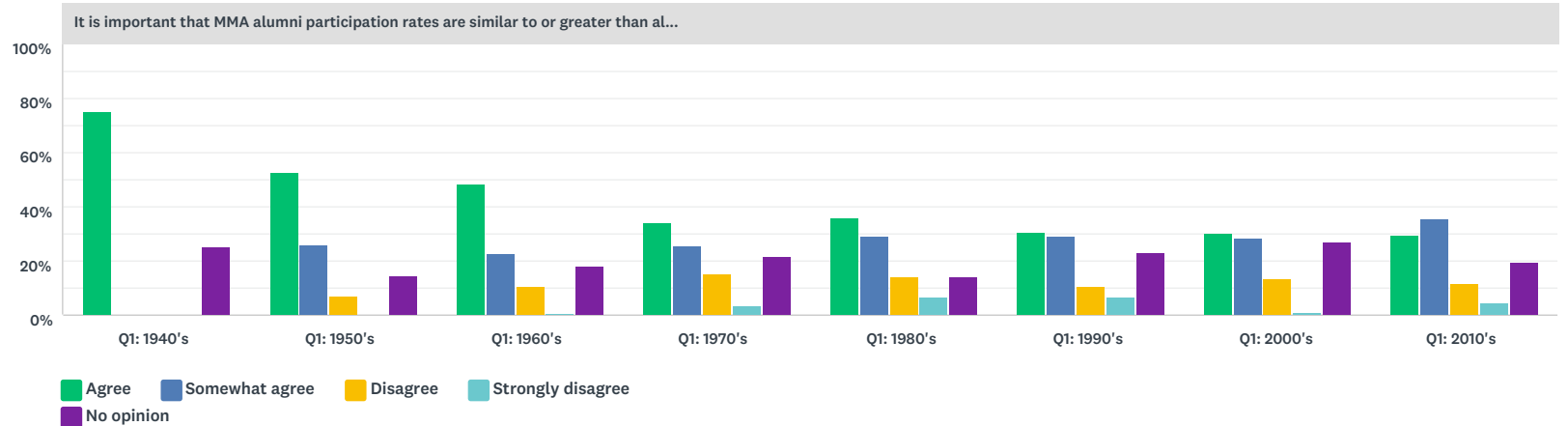
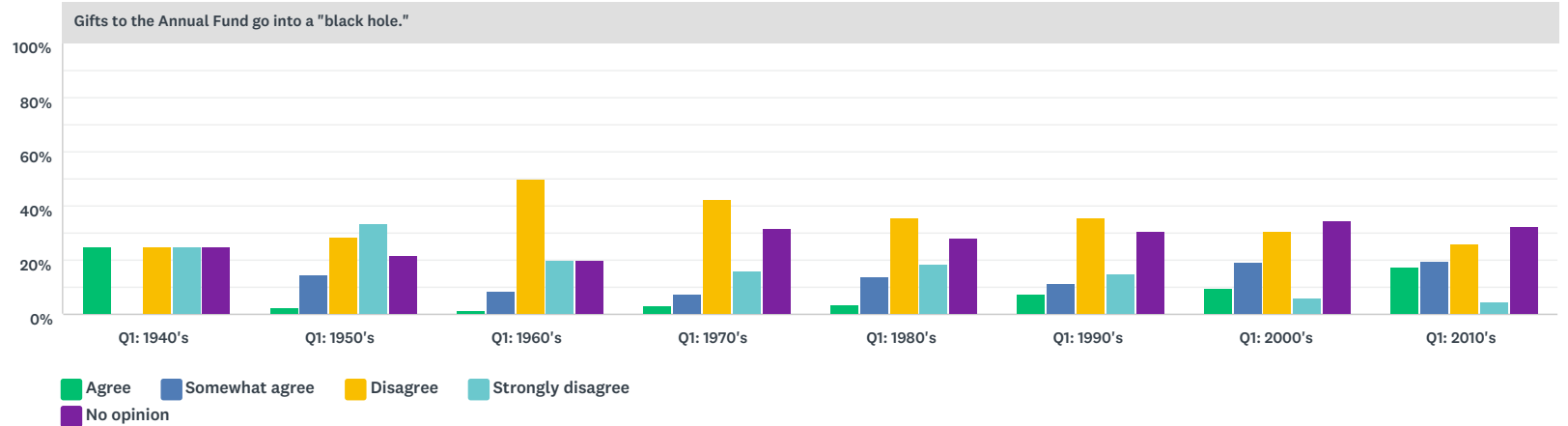
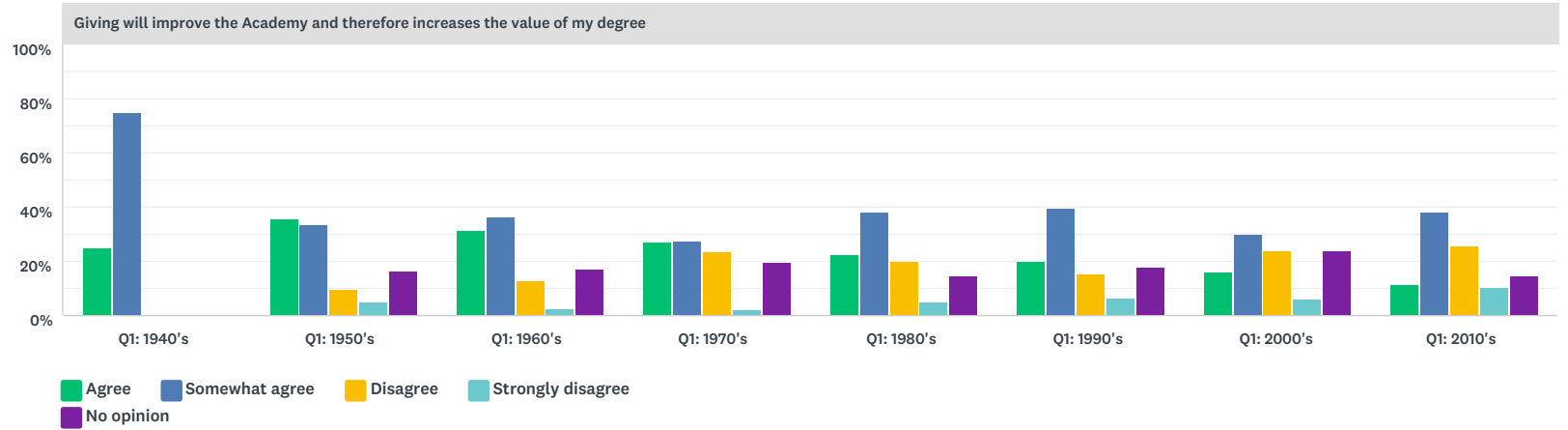
Q1: 1980's	0.83% 1	28.10% 34		9.92% 12	3.31% 4	24.79% 30	31.40% 38	20.66% 25	31.40% 38	24.56% 182
Q1: 1990's	4.95% 5	22.77% 23		10.89% 11	9.90% 10	31.68% 32	37.62% 38	20.79% 21	25.74% 26	22.40% 166
Q1: 2000's	3.45% 5	29.66% 43		11.03% 16	11.72% 17	29.66% 43	31.72% 46	19.31% 28	27.59% 40	32.12% 238
Q1: 2010's	9.56% 13	25.00% 34		10.29% 14	16.18% 22	27.94% 38	30.88% 42	24.26% 33	21.32% 29	30.36% 225
Total Respondents	33	146	74	63	204	232	158	212	741	

### Q9 When you are approached to contribute financially to MMA, how do you identify with the following statements:

Answered: 930 Skipped: 5







MMA only cares about large gifts							
	AGREE	SOMEWHAT AGREE	DISAGREE	STRONGLY DISAGREE	NO OPINION	TOTAL	
Q1: 1940's	0.00% 0	0.00% 0	50.00% 2	50.00% 2	0.00% 0	0.43% 4	
Q1: 1950's	2.44% 1	7.32% 3	48.78% 20	24.39% 10	17.07% 7	4.41% 41	
Q1: 1960's	0.76% 1	9.85% 13	52.27% 69	23.48% 31	13.64% 18	14.19% 132	
Q1: 1970's	2.88% 4	10.07% 14	47.48% 66	15.83% 22	23.74% 33	14.95% 139	
Q1: 1980's	5.45% 9	4.24% 7	50.30% 83	26.67% 44	13.33% 22	17.74% 165	
Q1: 1990's	4.13% 5	6.61% 8	47.93% 58	17.36% 21	23.97% 29	13.01% 121	
Q1: 2000's	2.40% 4	10.18% 17	48.50% 81	11.98% 20	26.95% 45	17.96% 167	
Q1: 2010's	7.89% 12	13.82% 21	35.53% 54	11.84% 18	30.92% 47	16.34% 152	

I only hear from MMA when they ask for money							
	AGREE	SOMEWHAT AGREE	DISAGREE	STRONGLY DISAGREE	NO OPINION	TOTAL	
Q1: 1940's	0.00% 0	0.00% 0	50.00% 2	50.00% 2	0.00% 0	0.43% 4	
Q1: 1950's	4.76% 2	21.43% 9	45.24% 19	23.81% 10	4.76% 2	4.52% 42	
Q1: 1960's	5.97% 8	22.39% 30	45.52% 61	20.15% 27	5.97% 8	14.41% 134	
Q1: 1970's	7.09% 10	25.53% 36	44.68% 63	12.77% 18	9.93% 14	15.16% 141	
Q1: 1980's	6.67% 11	23.03% 38	46.67% 77	20.00% 33	3.64% 6	17.74% 165	
Q1: 1990's	11.57% 14	23.97% 29	40.50% 49	19.01% 23	4.96% 6	13.01% 121	
Q1: 2000's	11.38% 19	36.53% 61	38.32% 64	7.78% 13	5.99% 10	17.96% 167	
Q1: 2010's	17.88% 27	39.07% 59	29.14% 44	7.28% 11	6.62% 10	16.24% 151	

Tuition covers most/all of the normal Academy expenses							
	AGREE	SOMEWHAT AGREE	DISAGREE	STRONGLY DISAGREE	NO OPINION	TOTAL	
Q1: 1940's	0.00% 0	0.00% 0	33.33% 1	33.33% 1	33.33% 1	0.32% 3	
Q1: 1950's	7.32% 3	24.39% 10	29.27% 12	12.20% 5	26.83% 11	4.41% 41	
Q1: 1960's	4.48% 6	13.43% 18	35.07% 47	13.43% 18	33.58% 45	14.41% 134	
Q1: 1970's	2.17% 3	14.49% 20	36.96% 51	14.49% 20	31.88% 44	14.84% 138	

Q1: 1980's	6.71% 11	18.29% 30	35.37% 58	16.46% 27	23.17% 38	17.63% 164
Q1: 1990's	7.44% 9	25.62% 31	37.19% 45	10.74% 13	19.01% 23	13.01% 121
Q1: 2000's	8.38% 14	28.14% 47	36.53% 61	6.59% 11	20.36% 34	17.96% 167
Q1: 2010's	6.67% 10	28.67% 43	32.67% 49	14.67% 22	17.33% 26	16.13% 150

Gifts to the Annual Fund support the Academy's most pressing needs							
	AGREE	SOMEWHAT AGREE	DISAGREE	STRONGLY DISAGREE	NO OPINION	TOTAL	
Q1: 1940's	50.00% 2	25.00% 1	25.00% 1	0.00% 0	0.00% 0	0.43% 4	
Q1: 1950's	33.33% 15	35.56% 16	4.44% 2	0.00% 0	26.67% 12	4.84% 45	
Q1: 1960's	35.61% 47	37.88% 50	1.52% 2	0.76% 1	24.24% 32	14.19% 132	
Q1: 1970's	27.54% 38	28.26% 39	11.59% 16	1.45% 2	31.16% 43	14.84% 138	
Q1: 1980's	19.39% 32	33.94% 56	11.52% 19	1.82% 3	33.33% 55	17.74% 165	
Q1: 1990's	18.18% 22	38.84% 47	8.26% 10	2.48% 3	32.23% 39	13.01% 121	
Q1: 2000's	8.98% 15	28.14% 47	9.58% 16	1.20% 2	52.10% 87	17.96% 167	
Q1: 2010's	8.00% 12	22.00% 33	18.67% 28	6.00% 9	45.33% 68	16.13% 150	

The percentage of alumni who give (regardless of amount) is a critical indicator of alumni "commitment"							
	AGREE	SOMEWHAT AGREE	DISAGREE	STRONGLY DISAGREE	NO OPINION	TOTAL	
Q1: 1940's	100.00% 4	0.00% 0	0.00% 0	0.00% 0	0.00% 0	0.43% 4	
Q1: 1950's	53.49% 23	37.21% 16	4.65% 2	0.00% 0	4.65% 2	4.62% 43	
Q1: 1960's	57.46% 77	27.61% 37	4.48% 6	0.75% 1	9.70% 13	14.41% 134	
Q1: 1970's	47.10% 65	28.99% 40	10.87% 15	1.45% 2	11.59% 16	14.84% 138	
Q1: 1980's	37.20% 61	32.93% 54	17.07% 28	1.22% 2	11.59% 19	17.63% 164	
Q1: 1990's	28.10% 34	40.50% 49	10.74% 13	6.61% 8	14.05% 17	13.01% 121	
Q1: 2000's	28.14% 47	28.14% 47	20.36% 34	5.99% 10	17.37% 29	17.96% 167	
Q1: 2010's	24.00% 36	33.33% 50	18.67% 28	6.67% 10	17.33% 26	16.13% 150	

Giving will improve the Academy and therefore increases the value of my degree							
	AGREE	SOMEWHAT AGREE	DISAGREE	STRONGLY DISAGREE	NO OPINION	TOTAL	

Q1: 1940's	25.00% 1	75.00% 3	0.00% 0	0.00% 0	0.00% 0	0.43% 4
Q1: 1950's	35.71% 15	33.33% 14	9.52% 4	4.76% 2	16.67% 7	4.52% 42
Q1: 1960's	31.30% 41	36.64% 48	12.98% 17	2.29% 3	16.79% 22	14.09% 131
Q1: 1970's	27.01% 37	27.74% 38	23.36% 32	2.19% 3	19.71% 27	14.73% 137
Q1: 1980's	22.56% 37	37.80% 62	20.12% 33	4.88% 8	14.63% 24	17.63% 164
Q1: 1990's	19.83% 24	39.67% 48	15.70% 19	6.61% 8	18.18% 22	13.01% 121
Q1: 2000's	16.17% 27	29.94% 50	23.95% 40	5.99% 10	23.95% 40	17.96% 167
Q1: 2010's	11.33% 17	38.00% 57	25.33% 38	10.67% 16	14.67% 22	16.13% 150

Gifts to the Annual Fund go into a "black hole."

	AGREE	SOMEWHAT AGREE	DISAGREE	STRONGLY DISAGREE	NO OPINION	TOTAL
Q1: 1940's	25.00% 1	0.00% 0	25.00% 1	25.00% 1	25.00% 1	0.43% 4
Q1: 1950's	2.38% 1	14.29% 6	28.57% 12	33.33% 14	21.43% 9	4.52% 42
Q1: 1960's	1.54% 2	8.46% 11	50.00% 65	20.00% 26	20.00% 26	13.98% 130
Q1: 1970's	2.92% 4	7.30% 10	42.34% 58	16.06% 22	31.39% 43	14.73% 137
Q1: 1980's	3.68% 6	14.11% 23	35.58% 58	18.40% 30	28.22% 46	17.53% 163
Q1: 1990's	7.44% 9	11.57% 14	35.54% 43	14.88% 18	30.58% 37	13.01% 121
Q1: 2000's	9.58% 16	19.16% 32	30.54% 51	5.99% 10	34.73% 58	17.96% 167
Q1: 2010's	17.33% 26	19.33% 29	26.00% 39	4.67% 7	32.67% 49	16.13% 150

It is important that MMA alumni participation rates are similar to or greater than alumni at competitor schools

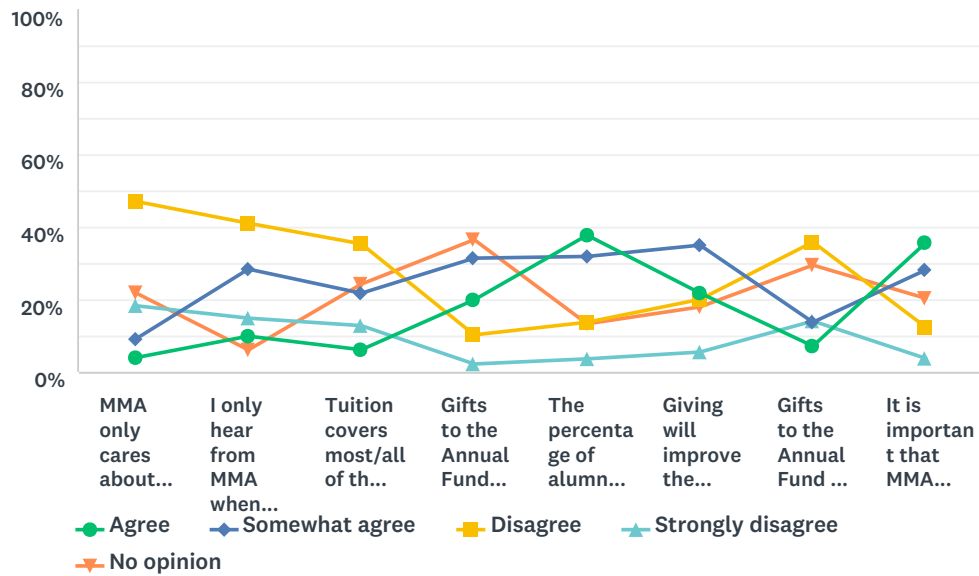
	AGREE	SOMEWHAT AGREE	DISAGREE	STRONGLY DISAGREE	NO OPINION	TOTAL
Q1: 1940's	75.00% 3	0.00% 0	0.00% 0	0.00% 0	25.00% 1	0.43% 4
Q1: 1950's	52.38% 22	26.19% 11	7.14% 3	0.00% 0	14.29% 6	4.52% 42
Q1: 1960's	48.51% 65	22.39% 30	10.45% 14	0.75% 1	17.91% 24	14.41% 134
Q1: 1970's	34.06% 47	25.36% 35	15.22% 21	3.62% 5	21.74% 30	14.84% 138
Q1: 1980's	36.20% 59	28.83% 47	14.11% 23	6.75% 11	14.11% 23	17.53% 163



Q1: 1990's	30.58% 37	28.93% 35	10.74% 13	6.61% 8	23.14% 28	13.01% 121
Q1: 2000's	30.12% 50	28.31% 47	13.25% 22	1.20% 2	27.11% 45	17.85% 166
Q1: 2010's	29.33% 44	35.33% 53	11.33% 17	4.67% 7	19.33% 29	16.13% 150

### Q9 When you are approached to contribute financially to MMA, how do you identify with the following statements:

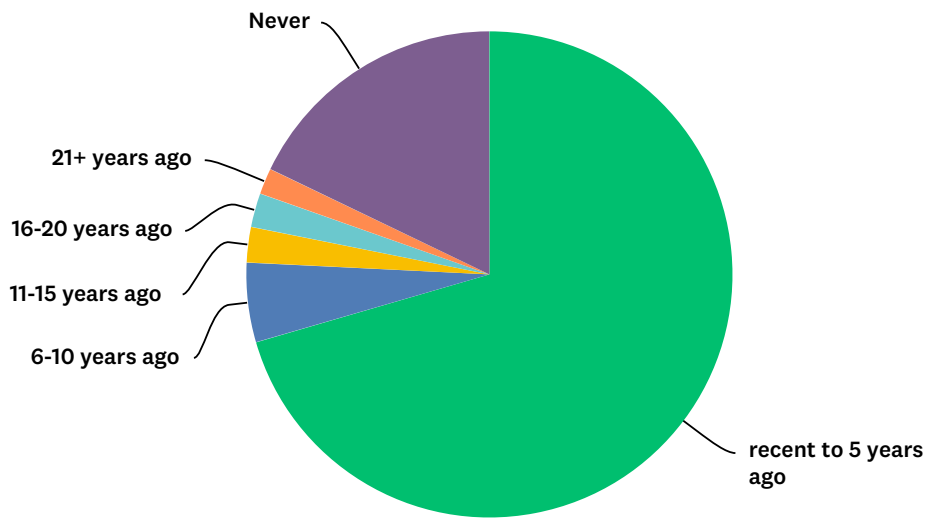
Answered: 930 Skipped: 6



	AGREE	SOMEWHAT AGREE	DISAGREE	STRONGLY DISAGREE	NO OPINION	TOTAL
MMA only cares about large gifts	3.91% 36	9.01% 83	47.01% 433	18.24% 168	21.82% 201	921
I only hear from MMA when they ask for money	9.84% 91	28.32% 262	40.97% 379	14.81% 137	6.05% 56	925
Tuition covers most/all of the normal Academy expenses	6.10% 56	21.68% 199	35.29% 324	12.75% 117	24.18% 222	918
Gifts to the Annual Fund support the Academy's most pressing needs	19.85% 183	31.34% 289	10.20% 94	2.17% 20	36.44% 336	922
The percentage of alumni who give (regardless of amount) is a critical indicator of alumni "commitment"	37.68% 347	31.81% 293	13.68% 126	3.58% 33	13.25% 122	921
Giving will improve the Academy and therefore increases the value of my degree	21.72% 199	34.93% 320	19.98% 183	5.46% 50	17.90% 164	916
Gifts to the Annual Fund go into a "black hole."	7.11% 65	13.68% 125	35.78% 327	14.00% 128	29.43% 269	914
It is important that MMA alumni participation rates are similar to or greater than alumni at competitor schools	35.62% 327	28.10% 258	12.31% 113	3.70% 34	20.26% 186	918

# Q10 When was the last time you supported MMA financially?

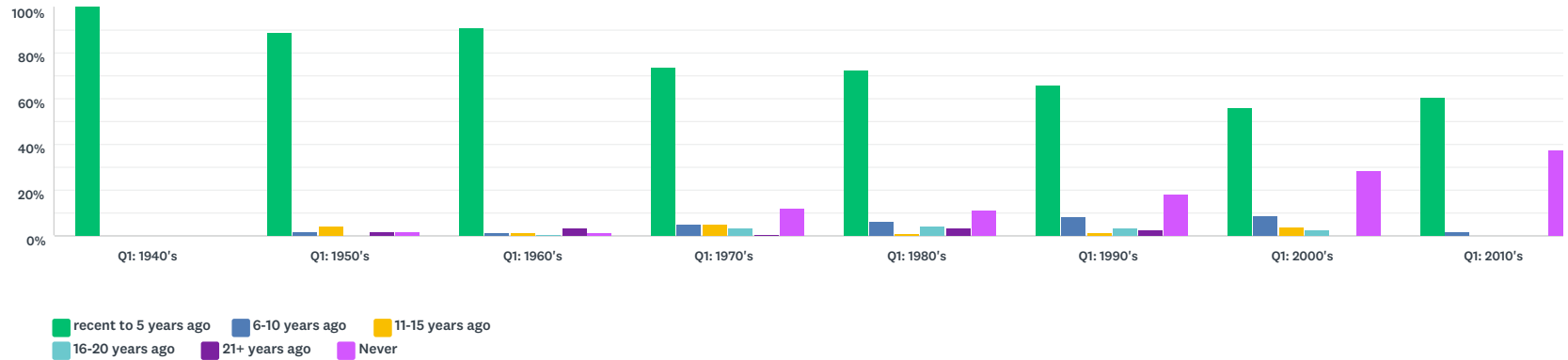
Answered: 929 Skipped: 7



ANSWER CHOICES	RESPONSES	
recent to 5 years ago	70.51%	655
6-10 years ago	5.27%	49
11-15 years ago	2.37%	22
16-20 years ago	2.26%	21
21+ years ago	1.72%	16
Never	17.87%	166
<b>TOTAL</b>		<b>929</b>

### Q10 When was the last time you supported MMA financially?

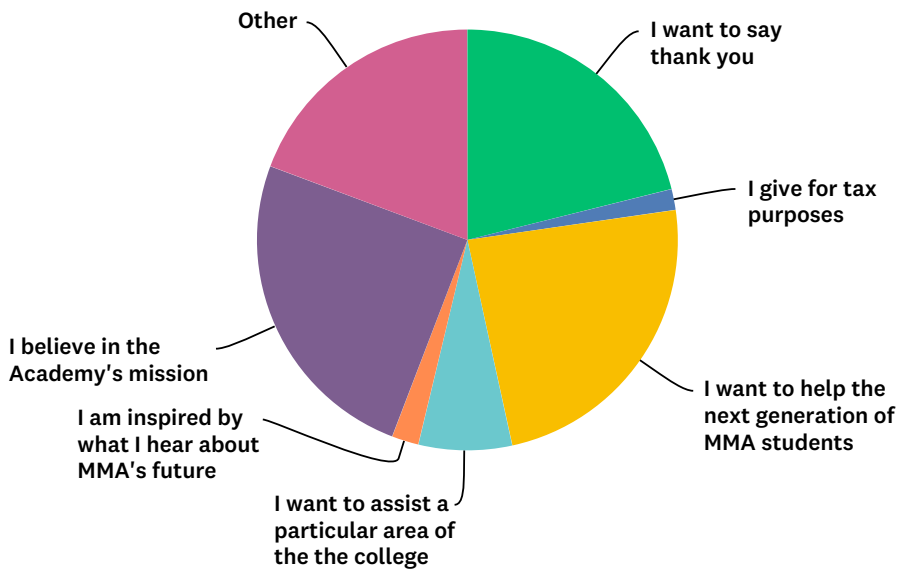
Answered: 929 Skipped: 6



	RECENT TO 5 YEARS AGO	6-10 YEARS AGO	11-15 YEARS AGO	16-20 YEARS AGO	21+ YEARS AGO	NEVER	TOTAL
Q1: 1940's	100.00% 4	0.00% 0	0.00% 0	0.00% 0	0.00% 0	0.00% 0	0.43% 4
Q1: 1950's	89.13% 41	2.17% 1	4.35% 2	0.00% 0	2.17% 1	2.17% 1	4.95% 46
Q1: 1960's	91.04% 122	1.49% 2	1.49% 2	0.75% 1	3.73% 5	1.49% 2	14.42% 134
Q1: 1970's	73.76% 104	4.96% 7	4.96% 7	3.55% 5	0.71% 1	12.06% 17	15.18% 141
Q1: 1980's	72.56% 119	6.71% 11	1.22% 2	4.27% 7	3.66% 6	11.59% 19	17.65% 164
Q1: 1990's	65.83% 79	8.33% 10	1.67% 2	3.33% 4	2.50% 3	18.33% 22	12.92% 120
Q1: 2000's	55.95% 94	8.93% 15	4.17% 7	2.38% 4	0.00% 0	28.57% 48	18.08% 168
Q1: 2010's	60.53% 92	1.97% 3	0.00% 0	0.00% 0	0.00% 0	37.50% 57	16.36% 152
Total Respondents	655	49	22	21	16	166	929

# Q11 Why do you support MMA financially?

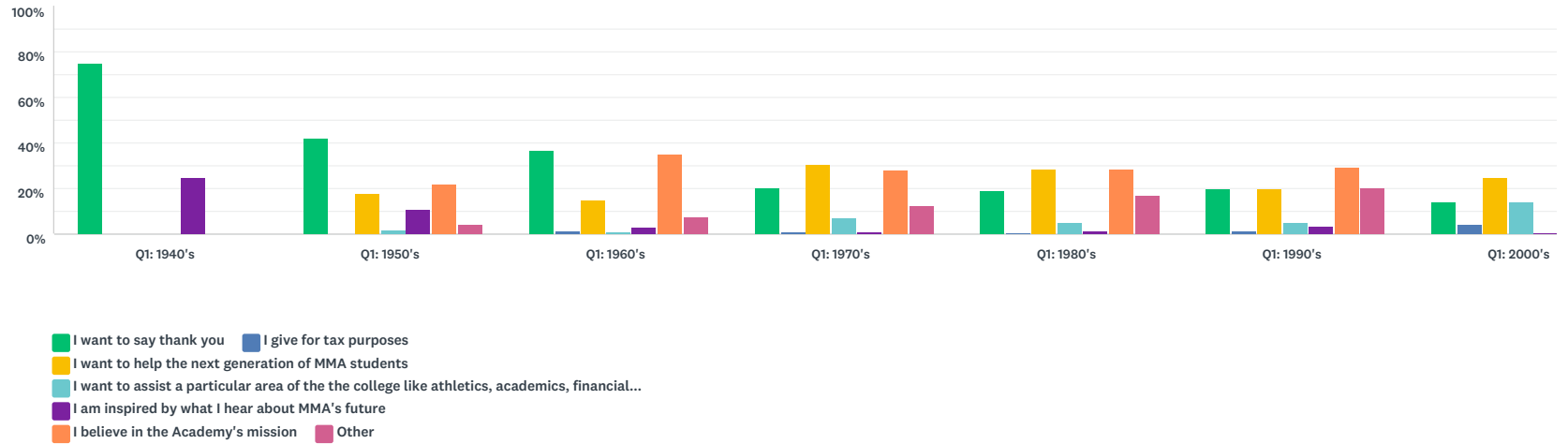
Answered: 876 Skipped: 60



ANSWER CHOICES	RESPONSES	
I want to say thank you	21.12%	185
I give for tax purposes	1.60%	14
I want to help the next generation of MMA students	23.86%	209
I want to assist a particular area of the the college like athletics, academics, financial aid	7.19%	63
I am inspired by what I hear about MMA's future	2.05%	18
I believe in the Academy's mission	24.89%	218
Other	19.29%	169
<b>TOTAL</b>		<b>876</b>

### Q11 Why do you support MMA financially?

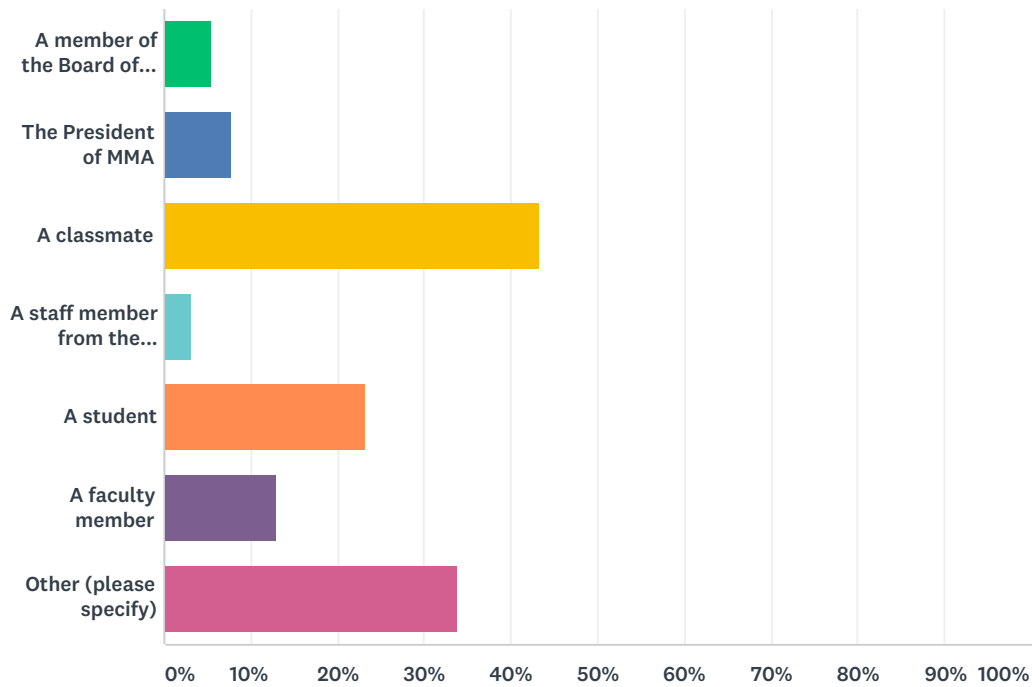
Answered: 876 Skipped: 59



	I WANT TO SAY THANK YOU	I GIVE FOR TAX PURPOSES	I WANT TO HELP THE NEXT GENERATION OF MMA STUDENTS	I WANT TO ASSIST A PARTICULAR AREA OF THE COLLEGE LIKE ATHLETICS, ACADEMICS, FINANCIAL AID	I AM INSPIRED BY WHAT I HEAR ABOUT MMA'S FUTURE	I BELIEVE IN THE ACADEMY'S MISSION	OTHER	TOTAL
Q1: 1940's	75.00% 3	0.00% 0	0.00% 0	0.00% 0	25.00% 1	0.00% 0	0.00% 0	0.46% 4
Q1: 1950's	42.22% 19	0.00% 0	17.78% 8	2.22% 1	11.11% 5	22.22% 10	4.44% 2	5.14% 45
Q1: 1960's	37.12% 49	1.52% 2	15.15% 20	0.76% 1	3.03% 4	34.85% 46	7.58% 10	15.07% 132
Q1: 1970's	20.31% 26	0.78% 1	30.47% 39	7.03% 9	0.78% 1	28.13% 36	12.50% 16	14.61% 128
Q1: 1980's	18.99% 30	0.63% 1	28.48% 45	5.06% 8	1.27% 2	28.48% 45	17.09% 27	18.04% 158
Q1: 1990's	19.83% 23	1.72% 2	19.83% 23	5.17% 6	3.45% 4	29.31% 34	20.69% 24	13.24% 116
Q1: 2000's	14.01% 22	4.46% 7	24.84% 39	14.01% 22	0.64% 1	14.65% 23	27.39% 43	17.92% 157
Q1: 2010's	9.56% 13	0.74% 1	25.74% 35	11.76% 16	0.00% 0	17.65% 24	34.56% 47	15.53% 136
Total Respondents	185	14	209	63	18	218	169	876

# Q12 Who would inspire you to give or give more if they asked you to financially support MMA?

Answered: 860 Skipped: 76



ANSWER CHOICES	RESPONSES	
A member of the Board of Trustees	5.47%	47
The President of MMA	7.79%	67
A classmate	43.37%	373
A staff member from the fundraising office	3.14%	27
A student	23.26%	200
A faculty member	13.02%	112
Other (please specify)	33.84%	291
Total Respondents: 860		