

WELLINGTON



YACHT PARTNERS
TRIUMPH



2011 HYLAS 70

LOA: 69' 7" (21.21m)
Beam: 18' (5.49m)
Min Draft: 7' 10" (2.39m)
Max Draft: 7' 10" (2.39m)
Speed: Cruising 8 Knots
Max 10 Knots

VAT Paid:

Build/Model Year: 2011 / 2011
Builder: HYLAS
Type: Cruising Sailboat
Price: \$1,100,000 USD
Location: Portsmouth, Rhode Island
United States

Wellington Yacht Partners, LLC
One Maritime Drive
Portsmouth, Rhode Island 02871
United States

P: +1-401-683-6070
info@wellingtonyachts.com
www.wellingtonyachts.com

TRIUMPH

Additional Specifications For TRIUMPH:

LOA:	69' 7" (21.21m)	Delivery/Model Year:	2011
Beam:	18' (5.49m)	Year Built:	2011
Min Draft:	7' 10" (2.39m)	Refit Year:	2023
Max Draft:	7' 10" (2.39m)	Builder:	HYLAS
Hull Material:	Fiberglass	Model:	70
Hull Config:	Monohull	Type:	Cruising Sailboat
Hull Designer:	Frers Naval Architecture & Engineering	Engines:	250 HP, Single, 2024, Inboard, Diesel, Yanmar, 4LV, 95hrs
Deck Material:	Nonskid painted	Staterooms:	4
Tonnage:	40.00	Heads:	4
Range At Cruise Speed:		Captain Cabin:	Yes
Range At Max Speed:		Classifications:	
Speed:	Cruising 8 Knots Max 10 Knots	MCA: ISM:	
Int Designer:	Hylas Yachts		
Ext Designer:	German Frers		
Fuel Capacity:	710 Gal		
Water Capacity:	360 Gal		
Holding Tank:	90 Gal		
Flag:	US		
Location:	Portsmouth, Rhode Island United States		
Price:	\$1,100,000 USD		

INTRODUCTION

TRIUMPH is a fine example of the Frers-designed Hylas 70, current flagship of the popular and highly respected Hylas Yacht Series, built on a semi-custom basis to the highest standards. Fully automated push-button sail handling systems allow for easy shorthanded sailing, and her long list of additional options includes air, generator, bow and stern thrusters, watermaker and an extensive package of navigation and entertainment electronics. Since her launch in 2011, TRIUMPH has proven to be a fast, safe and extremely comfortable bluewater cruiser with an excellent four-cabin layout, ideal for both private use (as done with current owner) or charter. Inspections are highly recommended.

ACCOMMODATIONS

TRIUMPH features the standard four-cabin layout with three ensuite owner/guest cabins, plus an additional ensuite crew/guest cabin.

Finely crafted solid teak joinerwork is finished in satin varnish to a high level throughout the interior, including solid teak raised-panel cabin doors, fully louvered, raised-panel or latticed cabinet doors, and double grooved fiddles and handrails. Cabin soles are satin finished solid teak surfaces with custom locking mechanisms. Head and shower areas are all painted white Awlgrip and feature Corian vanity tops, solid Corian sinks and molded floors. Hanging lockers are lined with cedar and feature automatic lights. White fabric headliner with Oceanair hatch

screens/blinds and numerous handrails throughout. Upholstery in the salon is Ultraleather, all new 2022, with tasteful bedding, towels and other décor throughout. There are also custom wool area rugs new in 2022. 12 volt fans are also located throughout the yacht.

FORWARD GUEST STATEROOM

Beginning forward is a private VIP stateroom with a queen-sized berth, settee and significant storage space, including a large hanging locker, drawers and several cabinets. The berth also lifts up easily with gas pistons to access more storage space. There are two large deck hatches. An ensuite head is forward, along with a shower stall with teak grate and seat that is shared with the port guest cabin.

PORT GUEST STATEROOM

Forward of the main salon and to port is the second guest cabin, featuring a generous double berth, hanging locker and multiple drawers and lockers. There are three opening portholes and a large deck hatch. A head and shower stall is across the passageway.

MAIN SALON

TRIUMPH'S main salon is quite spacious for a vessel of this size, due in part to her generous 18' beam. A large L-settee is to port, with a beautiful inlaid laminated table with built-in storage below, and a custom folding bench seat inboard. A flat screen LCD is outboard hidden from view with an electric lift. To starboard there are two built-in custom lounge chairs with custom liquor and glass lockers outboard. There is a wine cooler built at the forward end of the salon (new 2024), and an icemaker aft and to port ahead of the galley. The entire space feels light and open due to two large deck hatches and teak-trimmed deck house windows in three directions.

NAV STATION

Aft and to starboard is an L-shaped forward facing navigation station with easy access to the cockpit. There is a comfortable pedestal chair along with multiple built-in backlit switch panels, navigation instruments and remote-control panels for the watermaker, system monitors and tank levels. The workspace also includes a lift-up chart table with custom storage and filing drawer, and a new safe was installed 2024.

GALLEY

Aft and to port is a long, spacious U-shaped galley designed to maximize counter and storage space. This

Wellington Yacht Partners, LLC

**One Maritime Drive
Portsmouth, Rhode Island 02871
United States**

**P: +1-401-683-6070
info@wellingtonyachts.com
www.wellingtonyachts.com**

TRIUMPH

galley is fully equipped for comfortable living at sea or on anchor, with several well thought out storage lockers for glass, dinnerware and appliances. Some of the many features include:

- Corian countertops with double stainless sinks
- Force 10 propane stove with oven and broiler
- Frigoboat 24 volt refrigeration system with stainless boxes, with keel and air cooled compressor units (new condensers 2024)
- Double front opening refrigeration compartments
- Front and top opening freezer compartment
- GE Profile Advantium convection microwave
- Xintex propane monitor
- Manual freshwater backup pump
- Raised panel cabinet locker doors
- Access panel full width into engine room from under sink to allow portside engine access
- (2) Portholes for light and ventilation
- Galleyware

CREW QUARTERS/GUEST CABIN

A passageway leads aft along the starboard side to the owner's cabin with a roomy fourth cabin outboard – quite suitable for crew or guests -- with over/under berths, a large hanging locker, several lockers and a private head with shower. There are (2) opening portholes, plus (1) in the head.

MASTER STATEROOM

The owner's private stateroom is located aft and features a large, nearly king-sized berth on centerline, with gas piston assisted lifts to easily access storage space and equipment. There is a vanity to port and generous storage including (2) large hanging lockers, drawers and numerous cabinets. A built-in bureau is forward with flat screen TV above, and a B&G 9" multi-function display (new 2024) forward starboard. Extended beam is carried well aft to create a spacious, open cabin accentuated by a deck hatch and (4) opening portholes.

A private head with separate shower stall is found along the port side forward and features a Raritan freshwater electric toilet, Corian counters, vanity mirror and linen closet. There are two opening portholes.

NAVIGATION EQUIPMENT

All new in 2024:

Nav Station

- B&G H500 system with Zeus 3s 12" display
- (2) ICOM M424 VHF radios
- ICOM M803 MF/HF SSB radio
- At helm stations and companionway:
- B&G Zeus 3s 12" display at each helm
- ICOM remote VHF handset at each helm
- B&G autopilot controls at each helm
- B&G Nemesis 9" multi-function display above companionway and one in owner's cabin
- B&G H5000 displays at each helm and (2) above companionway

ENTERTAINMENT EQUIPMENT

- Fusion stereo system with central unit in salon and controls in each cabin (all new 2024) with speakers in each cabin and (4) speakers in cockpit
- KVM HD7 satellite system for Direct TV (currently not in use)
- Insignia 24" LCD in forward cabin
- Samsung 32" LCD in main salon with DVD player
- Samsung 32" LCD in owner's cabin
- AppleTV in main salon
- AppleTV in owner's cabin

ELECTRICAL SYSTEM

- 12/24 Volt DC and 110 Volt AC electrical systems with custom panels at nav station
- Northern Lights 12kW generator – 4,287 hours as of 9/24
- Fisher Panda 6000 24V generator – new 2024, 35 hours as of 9/24
- New bimini mounted solar panels (1,116W total output) with Victron charge controllers (2022)
- Victron inverter/24 volt battery charger (2024)
- Victron 12 volt battery charger (2024)
- 115 AMP, 24 volt alternator (2024)
- Xantrex battery monitor
- Lifeline AGM, 24V house battery bank (2021)
- AGM 4D AGM batteries for engine/generator start and 12 volt bank (2024)
- All Batteries isolated via built-in reverse-isolation switch
- Isolation transformer 15KVA 120/240 50/60 for European conversion
- (2) 50A/ 220V shore connections
- Two Glendenning Cable Masters for 50A 75' cords (cords new 2022)
- Tinned copper wire throughout
- Electrical bonding system including (2) 3" copper strips bow to stern each side
- (4) USB waterproof charge sockets in cockpit and at nav station (2024)
- Exhaust blowers for all heads
- Wave WiFi extender and Netgear router (2024)
- Siren Marine yacht monitoring system (2024)
- Mast mounted hailer/loud speaker (2024)
- Mast mounted FLIR camera system integrated with B&G displays (2024)
- (2) B&G down-facing IP cameras on masthead (2024)

Lighting – generally all interior and exterior fixtures noted below replaced with LED in 2024:

- Recessed lighting with dimmers
- Reading lights
- Courtesy lights
- Rope accent foot lighting throughout including cockpit table
- Cockpit lights built into bimini
- Navigation lights
- Spreader and foredeck lights
- Aft deck lights
- Transom stair lighting
- Engine room lights

ENGINE / MECHANICAL EQUIPMENT

- Yanmar 4LV -250 (250 HP) diesel engine – new 2024, 95 hours as of 9/24
- Remote engine panel in engine room
- Aqualoy 22 - 2" propeller shaft with Vari-Prop DF 4-blade propeller – serviced 2024
- PSS Shaft Seal (2024)
- Dual Racor fuel filters
- Walborough inline fuel pump with engine by-pass for fuel polishing
- Teleflex electronic engine control on both pedestals
- Lewmar 24 volt 250 kg bow thruster – serviced 2024
- Lewmar retractable stern thruster (2024)
- New combo joystick thruster controls at both helm stations
- Fireboy automatic fire extinguisher system with remote panels (all new 2024)
- WEMA tank gauges
- Oil change pump system plumbed to engine, transmission and generator
- Soundown insulation in engine room
- (2) Engine room blowers
- Fuel/water alarm systems
- Lewmar Mamba rack/pinion steering system with 1/2 HP, 24 volt autopilot drive unit (all new 2024)
- Harken dual pump hydraulics – all new system 2024 including lines
- Cruise Air reverse cycle AC with four zones, 65,000 BTU total
- Washer and dryer units under port guest berth
- Dual fresh water pumps and plumbing all new 2024
- BlueWater 110v watermaker – over 75gph (2024)
- Seagull water purifier system plumbed to faucets in each head and galley
- Fireboy fuel vapor monitor
- 360 Gallons water in stainless tanks
- 710 Gallons of fuel water in stainless tanks
- 90 Gallons of holding tank capacity
- (2) Automatic electric bilge pumps in main bilge
- (1) Automatic electric bilge pump in stern lazarette
- (1) Manual bilge pump
- (2) Freshwater pumps
- 18 gallon Stainless hot water heater
- Anchor washdown pumps (fresh and salt water)
- (4) Raritan Sea Fresh marine elegance fresh/saltwater heads
- Jabsco macerator discharge pumps for waste tanks
- Bronze through-hull fittings and seacocks

SAILS & RIGGING

RIGGING

- Selden triple spreader aluminum mast with hydraulic in-mast furling Furlex hydraulic (2013)
- Navtec rod rigging (2013)
- Furling for headsail and staysail with controls at helm
- Furlex hydraulic furling cutter rig with controls at helm
- Solid rod standing rigging
- Mainsail furling controls at helm and cockpit
- Winch hydraulic backstays
- PBO running backstays with retrieving lines
- Navtec hydraulic boom vang and split backstay controls, with Harken push-button control panel at helm
- New backstay cylinders and backstay isolators (2024)
- Boom preventer built-in
- Lewmar mainsheet traveler system
- All new running rigging (2022)

SAILS

- Doyle furling mainsail (2019)
- Doyle 135% furling genoa with UV sun cover
- Doyle furling staysail with UV sun cover

WINCHES

- (2) Antal W 80 hydraulic self-tailing primary winches
- (2) Antal W 66 hydraulic self-tailing mainsheet and outhaul/spin halyard winches
- (2) Antal W 66 hydraulic self-tailing staysail/runner winches
- (2) Antal W 44 self-tailing traveler control winches
- (2) Antal W 52 self-tailing halyard winches at mast

HULL AND DECK

Solid hand-laid Twaron reinforced fiberglass hull using Vinylester resins and Isophthalic Gelcoat with epoxy barrier coating. Balanced spade rudder with partial skeg for optimal performance, strength and protection. There are watertight collision bulkheads aft of forepeak locker and forward of aft lazarette. Teak rubrail with stainless striker.

The deck is molded fiberglass with balsa core and solid laminate in areas of deck hardware, white Gelcoat and molded-in gray non-skid. Modern transom with molded-in steps, swim platform and built-in swim ladder. There is a transom garage door that opens hydraulically for easy access to extensive storage space with custom shelving, along with large corner lazarette lockers each side, accessible on the aft deck. On the foredeck there is a deep forepeak locker with line hangers and a separate split chain locker forward.

Topsides are white gelcoat (compounded and waxed 9/24) with blue cove stripe, double blue boot stripes and black bottom (new bottom paint 9/24). Decks are white gelcoat (compounded and waxed 9/24) with molded in beige non-skid.

COCKPIT

One of the many highlights of TRIUMPH'S design is the spacious cockpit with twin helm stations for easy access from both the aft and side decks and great visibility while steering. All sail controls are easily accessible from the helm stations along with navigational equipment. The large cockpit is designed to accommodate ten comfortably around a beautiful varnished 6' teak table with drop-leaves and built-in drink cooler. More details:

- Custom oversized cockpit cushions with comfort backrests and drink holders (2022)
- Helm cushions with backrest bolsters (2022)
- Bimini with full side enclosures and large front panel for unobstructed visibility forward (2022)
- Laid teak cockpit sole

DECK AND EQUIPMENT DETAILS

- Stainless stemhead with twin anchor rollers and deck plate
- Maxwell 4000 hydraulic windlass
- Ultra 80 kg stainless plow anchor with 200' all chain rode
- Fortress FX 125 anchor with rode and chain
- Salt and fresh water washdown
- Stainless stern rail extended forward to side gates with opening gate aft to swim platform
- 32" Wire lifelines with stainless stanchions
- Stainless steel handrails on cabin top
- (8) 15" stainless mooring cleats with bow, stern and (2) springline chocks each side
- Custom stainless deck hardware
- Harken stainless turning blocks
- Antal genoa tracks and cars
- (2) Stainless dorade vents
- (7) Low profile stainless hatches
- (18) Stainless opening portholes
- Natural teak toe rail
- Varnished teak cockpit table and companionway trim
- Ritchie 6" compass at each pedestal with stainless grab bars
- Stainless/teak side boarding ladder
- Stainless antenna poles on aft deck
- Stainless fold down swim ladder
- Hot/cold shower at transom
- Simpson 300 Electric tender davits
- Zar 12' RIB with plotter, depth and VHF (new 2020)
- Yamaha 40HP outboard (new 2020)
- Fold down teak/stainless seats on stern rail each side with cushions and backrests (2022)
- (5) Fenders and (6) dock lines
- Varnished teak companionway hatch slides with padded storage bag
- Leather steering wheel covers
- Bosun's chair
- Tools
- Numerous spares

SAFETY

- Life raft in valise
- Lifesling
- Switlik MOM
- ACR EPIRB
- Twin radar reflectors on shrouds
- Sea anchor
- (2) Horseshoe life rings
- (8) Life jackets
- Flare kit

REFIT SUMMARY

Partial Summary of major refit completed on TRIUMPH mostly 2023-2024:

- New Yanmar 4LV250 engine and ZF6868 transmission
- New Yanmar remote start and remote-control unit mounted in engine room for easy remote operation of engine
- New 24V engine alternator on PTO
- New Fisher Panda 6000 24v generator (back up to Northern Lights)
- New Fireboy engine, generator, and blower shutdown system
- New Harken hydraulics system, controlling electronics, and hydro lines
- New hydraulic backstays, new isolators, new SSB antenna wiring
- New autopilot and new Mamba drive steering system
- New Lewmar retractable stern thruster and new combination bow and stern thruster helm controls at each helm station
- New B&G navigation system including H5000 system with Zeus 3s 12" MFDs (x3), Nemesis 9" (x2 – one above companionway, one custom-installed in owner's stateroom for easy remote monitoring), WS310, ZG100 compass and antenna, DST810, BT-1, and x4 H5000 graphic displays (top of the line B&G system 2024)
- New ICOM IC-M424G VHF Marine radios (x2) at chart station, new remote handsets (x2) at each cockpit helm station
- New ICOM IC-M803 MF/HF SSB radio at chart station
- New Fusion entertainment system including remote control units at chart station, master stateroom, VIP stateroom, and cockpit with integrated SIRIUS satellite radio
- New WaveWiFi extender
- New Siren Marine yacht monitoring system
- New BlueWater 110 volt watermaker
- New Victron inverter / 24 volt charger
- New 12V engine/gen start battery, new 12V house battery
- New bimini-mounted solar array and new Victron solar charge controllers
- New, incredible visibility full-height forward dodger + bimini with new Eisenglass all-weather panels
- New refrigeration condensers
- New wine cooler
- (2) New fresh water pumps, new freshwater plumbing system
- New, extra comfortable cockpit cushions including outsized helm seat cushions for superior comfort and visibility
- New beverage holding systems integrated with cockpit cushions
- New aft pushpit seat cushions plus backrests
- All new belowdecks Ultraleather salon upholstery and cushions at settee, folding dining stools, starboard seats, chart table seat
- New USB (both old and new style) all weather charge ports (x4) in cockpit – can charge up to eight USB devices from the cockpit
- New onboard NetGear RAXE300 Router with integrated boat WiFi system
- New extra-large safe installed securely at nav station
- New custom wool area-carpets belowdecks
- All interior light fixtures replaced with LED including LED-dimming system
- All mast lighting replaced with high performance LED
- All navigation lighting replaced with high performance LED
- New mast-mounted hailer/loudspeaker for broadcast from cockpit radio transmitters
- New mast-mounted FLIR infrared camera system, integrated with B&G chart plotters to enable incredible night vision when sailing after dark
- New mast-head mounted down-ward facing B&G IP cameras (x2) for superior visibility from the helm around sails while underway and to make docking a breeze
- New mainsheet, new genoa sheets, new staysail sheets, new spinnaker sheet, new outhaul, (6) new halyard – i.e. all new running rigging (2022)

EXCLUSIONS

- Personal effects
- Artwork


Disclaimer

The Company offers the details of this vessel in good faith, but cannot guarantee or warrant the accuracy of this information nor warrant the condition of the vessel. A buyer should instruct his agents or his surveyors to investigate such details as the buyer desires validated. This vessel is offered subject to prior sale, price change, withdrawal without notice and tax when applicable. Measurements are in US units.

Bow View




Aerial View



Leeward Fwd



Leeward Aft



Ground tackle



Foredeck



Looking Aft



Looking forward at sunset



Furling Mainsail



Rig



Side deck aft




Custom bimini design




Aft deck



Swim platform



Transom



Side walk thrus



Twin wheels




Port helm



Starboard helm



Main cockpit



Cockpit Table Extended




Cockpit



Cockpit lights



Cockpit looking aft



Cockpit side view



Main Salon



Main Salon Port



Main Salon Starboard Aft



Main Salon Starboard



Main Salon Port Aft



Main Salon Aft




Galley Forward



Galley Outboard



Galley



Nav Station



Breaker Panels



Passageway Aft



Starboard Aft Guest Cabin



Starboard Aft Guest Head



Owners Cabin



Owners Cabin



Owners Cabin Starboard



Owners Cabin Port



Owners Cabin Forward



Owners Head and Shower




Passageway Forward



Port Guestroom aft



Port Guestroom Forward



Forward Guest Day Head



VIP Cabin



VIP Cabin Aft



VIP Cabin Starboard



VIP Cabin Port



VIP Head



Forward Shower



Larger generator aft



Engine room forward



Engine and 24 volt generator



Aerial Quarter View



Aerial Forward



Wellington Yacht Partners, LLC
One Maritime Drive
Portsmouth, Rhode Island 02871
United States

P: +1-401-683-6070
info@wellingtonyachts.com
www.wellingtonyachts.com

TRIUMPH

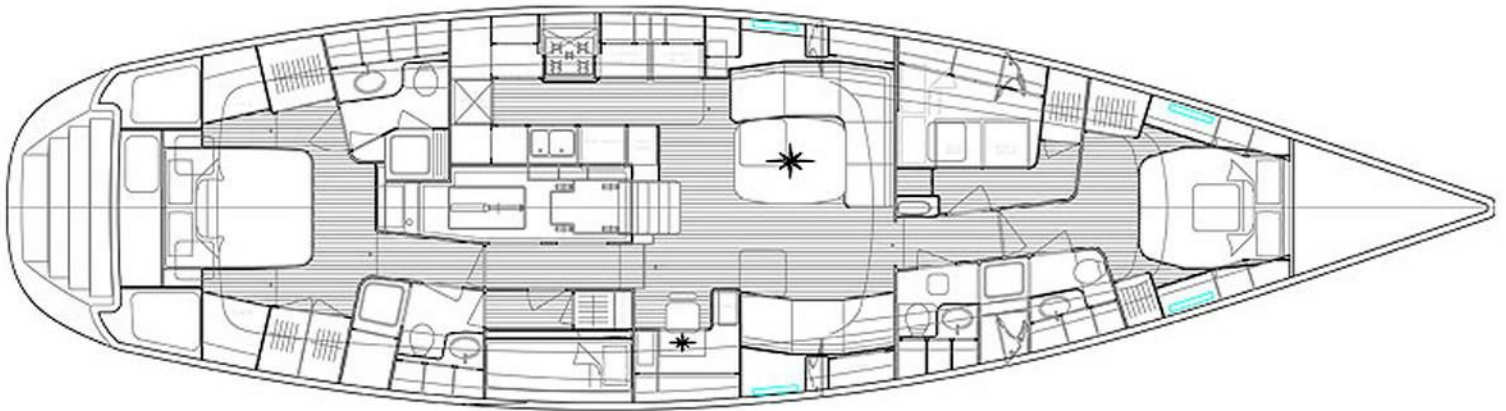
Profile Full Rig



At Rest



Interior Layout

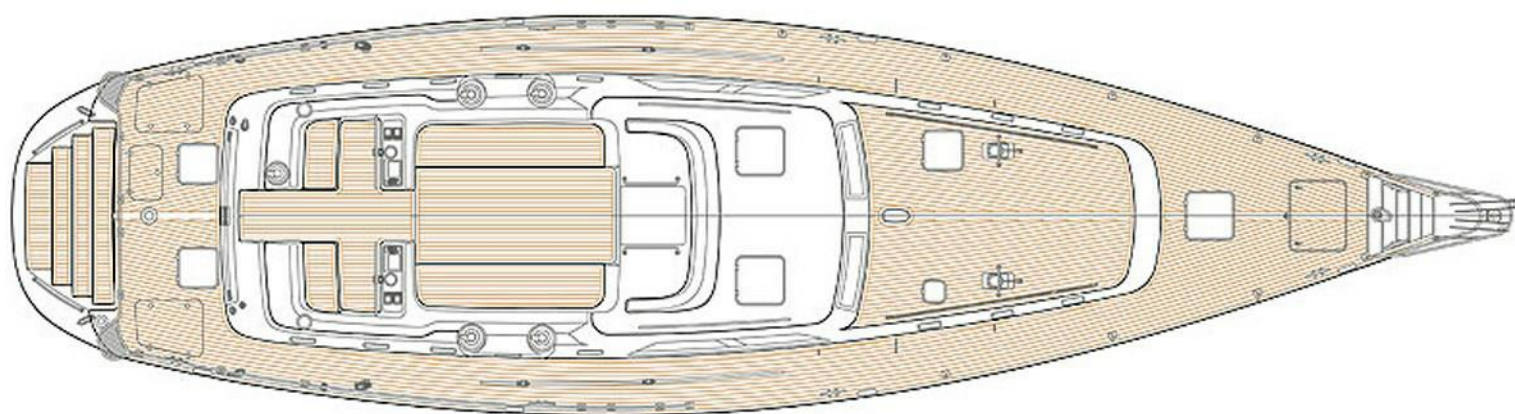


Wellington Yacht Partners, LLC
One Maritime Drive
Portsmouth, Rhode Island 02871
United States

P: +1-401-683-6070
info@wellingtonyachts.com
www.wellingtonyachts.com

TRIUMPH

Deck Layout



Wellington Yacht Partners, LLC
One Maritime Drive
Portsmouth, Rhode Island 02871
United States

P: +1-401-683-6070
info@wellingtonyachts.com
www.wellingtonyachts.com

TRIUMPH